

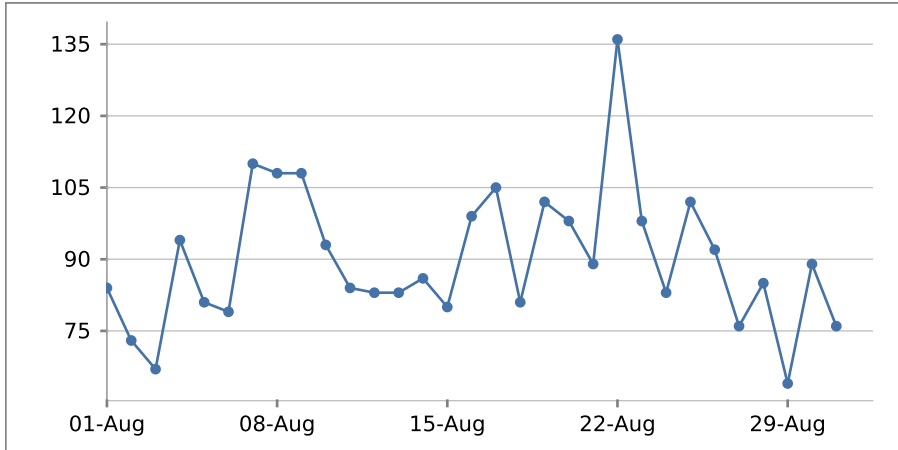


# Monthly report 01-Aug-2011 - 01-Sep-2011

1&1 SiteAnalytics for varvillagevoice.com

## Visits

All page impressions from the same computer are summarised as one visit. The visits are uniquely identified on the basis of the IP address and the browser ID. As several people may share a computer (e.g. in a cybercafé), the number of visits may not be the same as the number of visitors.

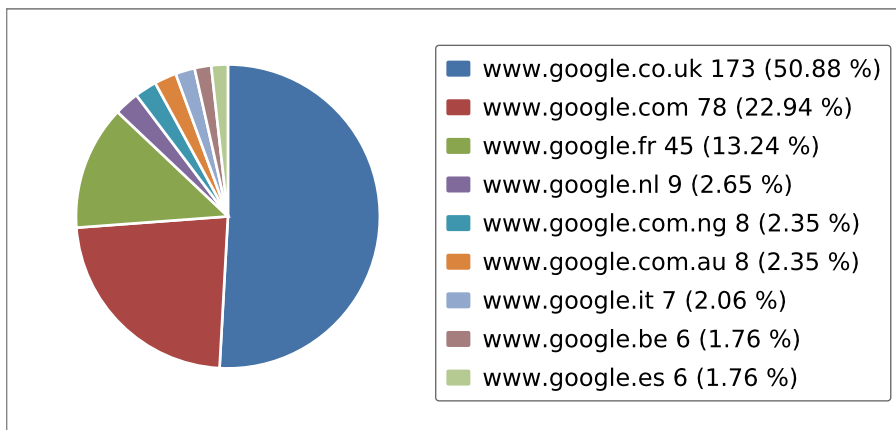


Day of the week	Date	Visits
Monday	01-Aug-11	84
Tuesday	02-Aug-11	73
Wednesday	03-Aug-11	67
Thursday	04-Aug-11	94
Friday	05-Aug-11	81
Saturday	06-Aug-11	79
Sunday	07-Aug-11	110
Monday	08-Aug-11	108
Tuesday	09-Aug-11	108
Wednesday	10-Aug-11	93
Thursday	11-Aug-11	84
Friday	12-Aug-11	83
Saturday	13-Aug-11	83
Sunday	14-Aug-11	86
Monday	15-Aug-11	80
Tuesday	16-Aug-11	99
Wednesday	17-Aug-11	105
Thursday	18-Aug-11	81
Friday	19-Aug-11	102

Day of the week	Date	Visits
Saturday	20-Aug-11	98
Sunday	21-Aug-11	89
Monday	22-Aug-11	136
Tuesday	23-Aug-11	98
Wednesday	24-Aug-11	83
Thursday	25-Aug-11	102
Friday	26-Aug-11	92
Saturday	27-Aug-11	76
Sunday	28-Aug-11	85
Monday	29-Aug-11	64
Tuesday	30-Aug-11	89
Wednesday	31-Aug-11	76
<b>Total</b>		<b>2,788</b>
<b>Averages</b>		<b>90</b>

## Search engines

Using this analysis, you can identify the search engines used by your visitors. You can also see how many visitors reach your pages via the respective search engines.



Search engines	Visits	%
www.google.co.uk	173	50.88 %
www.google.com	78	22.94 %
www.google.fr	45	13.24 %
www.google.nl	9	2.65 %
www.google.com.ng	8	2.35 %



## Monthly report 01-Aug-2011 - 01-Sep-2011

1&1 SiteAnalytics for varvillagevoice.com

Search engines	Visits	%
www.google.com.au	8	2.35 %
www.google.it	7	2.06 %
www.google.be	6	1.76 %
www.google.es	6	1.76 %
<b>Total</b>	<b>340</b>	<b>100.00 %</b>

### Search terms

The table shows the search terms by means of which your website was found most frequently. Every row contains a search term. For example, if somebody found your website by means of the phrase "repair car", both "repair" and "car" will be displayed as independent terms in the table.

Search terms	Visits	%
var	202	22.70 %
village	69	7.75 %
voice	66	7.42 %
france	41	4.61 %
villa	37	4.16 %
markets	36	4.04 %
the	32	3.60 %
olive	30	3.37 %
tree	30	3.37 %
golf	26	2.92 %
provence	25	2.81 %
rental	15	1.69 %
long	14	1.57 %
with	14	1.57 %
for	13	1.46 %
weddings	13	1.46 %
market	13	1.46 %
villas	11	1.24 %
rentals	11	1.24 %
term	11	1.24 %
2011	10	1.12 %



## Monthly report 01-Aug-2011 - 01-Sep-2011

1&1 SiteAnalytics for varvillagevoice.com

Search terms	Visits	%
days	10	1.12 %
cognac	10	1.12 %
pool	10	1.12 %
region	9	1.01 %
rent	9	1.01 %
sale	8	0.90 %
yahoo.com	7	0.79 %
and	7	0.79 %
house	6	0.67 %
events	6	0.67 %
news	6	0.67 %
jazz	6	0.67 %
hotmail.com	6	0.67 %
heated	5	0.56 %
villages	5	0.56 %
cricket	5	0.56 %
private	5	0.56 %
wanadoo.fr	5	0.56 %
lorgues	5	0.56 %
tennis	5	0.56 %
holiday	5	0.56 %
august	5	0.56 %
gmail.com	5	0.56 %
wedding	5	0.56 %
near	4	0.45 %
entrecasteaux	4	0.45 %
milenski	4	0.45 %
michael	4	0.45 %
<b>Total</b>	<b>890</b>	<b>100.00 %</b>



## Most frequently accessed pages

You can see the most frequently accessed pages. Only fully loaded pages are counted. Individual page elements, such as images or other elements, are not counted individually. This includes all files with the extensions .png, .jpg, jpeg, .gif, .swf, .css, .class, and .js.

Most frequently accessed pages	Page impressions	%
/index.htm	1,306	28.74 %
/villarentals.htm	317	6.98 %
/features.htm	226	4.97 %
/localinformation.htm	216	4.75 %
/varservices.htm	207	4.56 %
/weddings.htm	149	3.28 %
/golf.htm	144	3.17 %
/usefullinks.htm	142	3.12 %
/jazz.htm	132	2.90 %
/contact.htm	119	2.62 %
/subscriptions.htm	118	2.60 %
/upcomingissues.htm	113	2.49 %
/rugbyandcricket.htm	104	2.29 %
/visitorstatistics.htm	104	2.29 %
/termsandconditions.htm	96	2.11 %
/search.htm	78	1.72 %
/PDFs/August%2011%20Summer%20Festivals.pdf	77	1.69 %
/PDFs/July%2010%20What's%20On%20in%20the%20Var%20short%20version.pdf	49	1.08 %
/Golf%20PDFs/April%2011%20GOLF%20CLUBS%20OF%20THE%20VAR%20LIST.pdf	45	0.99 %
/PDFs/WIP%20Revised%20Nov%2008%20Website.pdf	37	0.81 %
/Golf%20PDFs/April%2011%20Golf%20in%20the%20Var%20Supplement.pdf	34	0.75 %
/PDFs/Website%20Parkin%20July%2008%20Article.pdf	34	0.75 %
/PDFs/July%2011%20SUMMER%20FESTIVALS%20of%20the%20VAR.doc.pdf	33	0.73 %
/PDFs/Website%20Sept%2008%20Trencherman's%20piece%20Yesterday's%20Man.pdf	33	0.73 %
/statistics/fullyear07.htm	33	0.73 %
/statistics/fullyear08.htm	32	0.70 %
/statistics/notavailable.htm	30	0.66 %
/statistics/fullyear10.htm	30	0.66 %



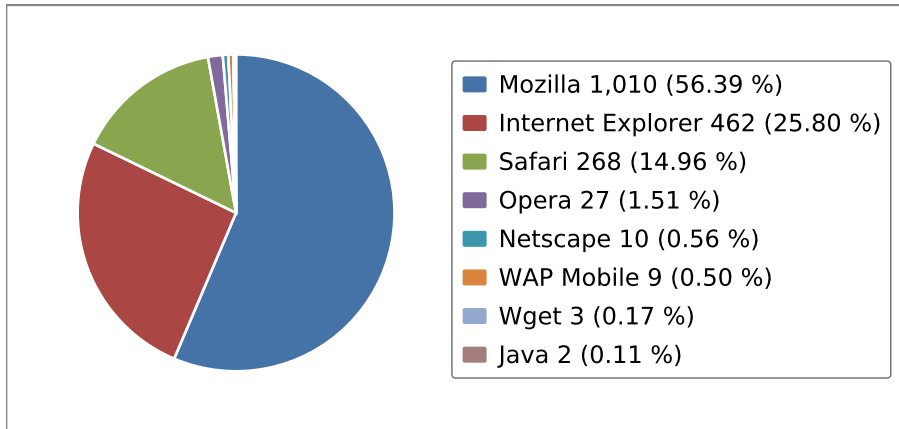
## Monthly report 01-Aug-2011 - 01-Sep-2011

1&1 SiteAnalytics for varvillagevoice.com

Most frequently accessed pages	Page impressions	%
/statistics/fullyear06.htm	30	0.66 %
/statistics/fullyear09.htm	28	0.62 %
/statistics/jan2011.htm	28	0.62 %
/PDFs/Website%20Opera%20July%20Milen ski.pdf	27	0.59 %
/statistics/oct2010.htm	27	0.59 %
/statistics/dec2010.htm	26	0.57 %
/statistics/nov2010.htm	26	0.57 %
/PDFs/Reprint%20VOTES%20FOR%20EXPA Ts%20article%20Aug%2011.pdf	25	0.55 %
/statistics/feb2011.htm	24	0.53 %
/PDFs/Aug%2011%20Votes%20for%20Exp ats%20article%20Daily%20Telegraph.pdf	23	0.51 %
/PDFs/Website%20J%20Wilkinson%20articl e%20June%2009.pdf	20	0.44 %
/PDFs/Nov%2009%20REGISTER%20TO%20 VOTE.pdf	19	0.42 %
/PDFs/Expat%20Disability%20Benefits%20 ed.%20Feb%2009.pdf	16	0.35 %
/PDFs/MEP%20April%20Wedding.pdf	16	0.35 %
/statistics/PDF%20stats/April%202011.pdf	14	0.31 %
/statistics/PDF%20stats/June%202011.pdf	14	0.31 %
/statistics/PDF%20stats/May%202011.pdf	13	0.29 %
/statistics/PDF%20stats/March%202011.pdf	13	0.29 %
/Word%20docs/EXPAT%20VOTING%20RIG HTS.doc	12	0.26 %
/Golf%20PDFs/Reprint%20Golf%20No.%20 1%20Taulane.pdf	10	0.22 %
Other	95	2.09 %
<b>Total</b>	<b>4,544</b>	<b>100.00 %</b>

## Browsers

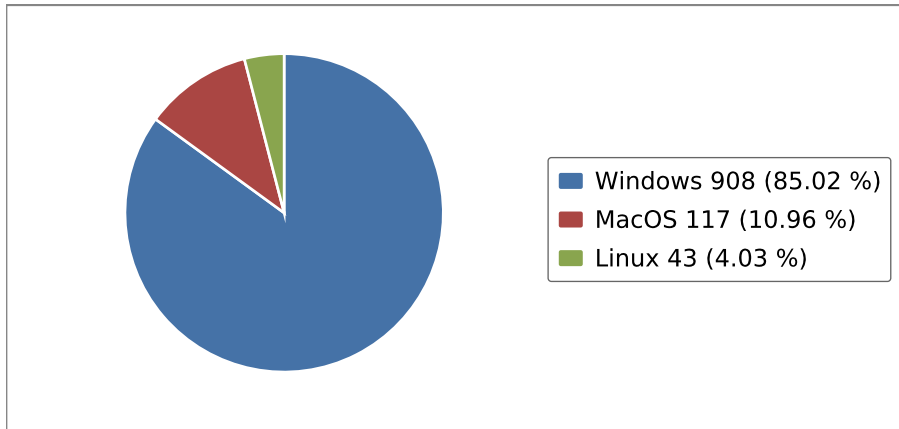
This chart shows the browsers used by your visitors. For example, this helps you to identify the browsers for which you need to optimise your website.



Browsers	Visits	%
Mozilla	1,010	56.39 %
Internet Explorer	462	25.80 %
Safari	268	14.96 %
Opera	27	1.51 %
Netscape	10	0.56 %
WAP Mobile	9	0.50 %
Wget	3	0.17 %
Java	2	0.11 %
<b>Total</b>	<b>1,791</b>	<b>100.00 %</b>

## Operating systems

You can see the operating systems used by your visitors. This information helps you to find out for which operating systems you may need to optimise your website.



Operating systems	Visits	%
Windows	908	85.02 %
MacOS	117	10.96 %
Linux	43	4.03 %
<b>Total</b>	<b>1,068</b>	<b>100.00 %</b>

## Referring pages

You can see the pages that referred your visitors to your website. Referring pages may be other websites or search engines. The complete URL is displayed.

Referring pages	Visits	%
www.google.co.uk/url	93	16.55 %
www.google.co.uk/search	64	11.39 %
www.google.com/search	34	6.05 %
www.google.com/url	31	5.52 %
www.google.fr/url	25	4.45 %
www.google.fr/search	17	3.02 %
www.bing.com/search	14	2.49 %
magazin.interlot.ru/	12	2.14 %
Other	272	48.40 %
<b>Total</b>	<b>562</b>	<b>100.00 %</b>



## Visits from continents

This analysis shows which continents your visitors come from.

Continents	Visits	%
Europe	1,043	42.33 %
North America	1,010	40.98 %
Asia	374	15.19 %
Africa	18	0.73 %
Australia	13	0.51 %
South America	6	0.26 %
<b>Total</b>	<b>2,464</b>	<b>100.00 %</b>

## Visits from countries

This analysis shows which countries your visitors come from. This information indicates the countries that your website should focus on or the countries for which it still needs to be optimised.

Countries	Visits	%
United States	984	39.92 %
France	341	13.84 %
United Kingdom	237	9.61 %
Russia	215	8.73 %
China	196	7.96 %
Japan	141	5.73 %
Germany	59	2.41 %
Ukraine	59	2.41 %
Netherlands	32	1.28 %
Canada	24	0.99 %
Sweden	22	0.91 %
Italy	12	0.47 %
India	11	0.44 %
Australia	11	0.44 %
Norway	11	0.44 %
Belgium	11	0.44 %
Spain	10	0.40 %
Ireland	9	0.37 %



## Monthly report 01-Aug-2011 - 01-Sep-2011

1&1 SiteAnalytics for varvillagevoice.com

Countries	Visits	%
Nigeria	9	0.37 %
Brazil	6	0.26 %
Hong Kong	5	0.22 %
Israel	5	0.22 %
Switzerland	5	0.22 %
Other	48	1.94 %
<b>Total</b>	<b>2,464</b>	<b>100.00 %</b>

### Visits from cities

This analysis shows which cities your visitors come from

Cities	Visits	%
US: Sunnyvale	328	15.65 %
RU:	201	9.59 %
US:	174	8.30 %
JP:	140	6.71 %
US: Mountain View	140	6.66 %
FR:	108	5.16 %
CN: Beijing	84	4.00 %
GB:	84	4.00 %
US: Seattle	82	3.91 %
CN: Shenzhen	81	3.87 %
US: Brooklyn	66	3.14 %
UA: Kiev	57	2.71 %
GB: London	40	1.93 %
DE:	32	1.50 %
US: Fremont	32	1.50 %
FR: Grasse	27	1.29 %
CN: Guangzhou	23	1.12 %
SE: ?stersund	17	0.82 %
CA: Montreal	15	0.73 %
US: Clarks Summit	14	0.69 %
US: Chicago	14	0.69 %



## Monthly report 01-Aug-2011 - 01-Sep-2011

1&1 SiteAnalytics for varvillagevoice.com

Cities	Visits	%
FR: Paris	14	0.64 %
FR: Saint-maximin-la-sainte-baume	13	0.60 %
Other	310	14.79 %
<b>Total</b>	<b>2,093</b>	<b>100.00 %</b>