

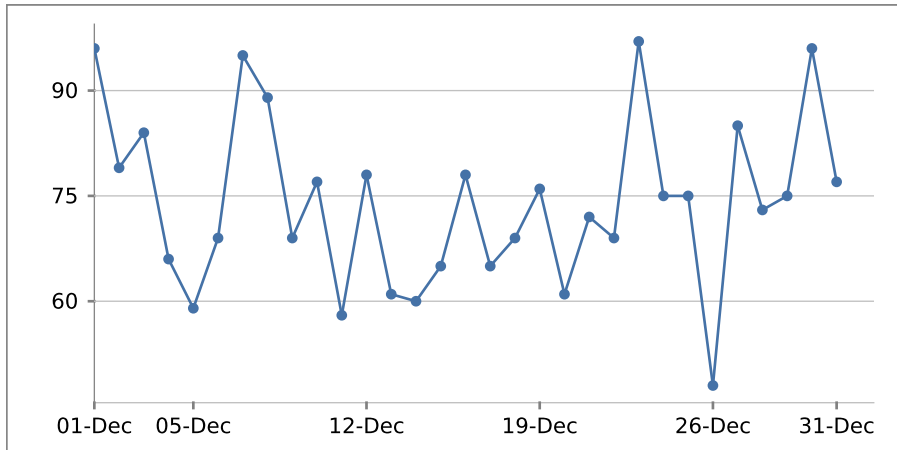


Monthly report 01-Dec-2011 - 01-Jan-2012

1&1 SiteAnalytics for varillagevoice.com

Visits

All page impressions from the same computer are summarised as one visit. The visits are uniquely identified on the basis of the IP address and the browser ID. As several people may share a computer (e.g. in a cybercafé), the number of visits may not be the same as the number of visitors.

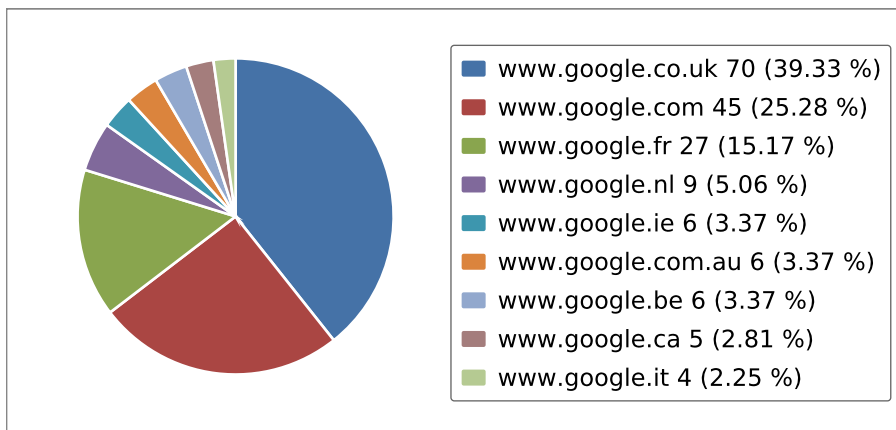


Day of the week	Date	Visits
Thursday	01-Dec-11	96
Friday	02-Dec-11	79
Saturday	03-Dec-11	84
Sunday	04-Dec-11	66
Monday	05-Dec-11	59
Tuesday	06-Dec-11	69
Wednesday	07-Dec-11	95
Thursday	08-Dec-11	89
Friday	09-Dec-11	69
Saturday	10-Dec-11	77
Sunday	11-Dec-11	58
Monday	12-Dec-11	78
Tuesday	13-Dec-11	61
Wednesday	14-Dec-11	60
Thursday	15-Dec-11	65
Friday	16-Dec-11	78
Saturday	17-Dec-11	65
Sunday	18-Dec-11	69
Monday	19-Dec-11	76

Day of the week	Date	Visits
Tuesday	20-Dec-11	61
Wednesday	21-Dec-11	72
Thursday	22-Dec-11	69
Friday	23-Dec-11	97
Saturday	24-Dec-11	75
Sunday	25-Dec-11	75
Monday	26-Dec-11	48
Tuesday	27-Dec-11	85
Wednesday	28-Dec-11	73
Thursday	29-Dec-11	75
Friday	30-Dec-11	96
Saturday	31-Dec-11	77
Total		2,296
Averages		74

Search engines

Using this analysis, you can identify the search engines used by your visitors. You can also see how many visitors reach your pages via the respective search engines.



Search engines	Visits	%
www.google.co.uk	70	39.33 %
www.google.com	45	25.28 %
www.google.fr	27	15.17 %
www.google.nl	9	5.06 %
www.google.ie	6	3.37 %



Monthly report 01-Dec-2011 - 01-Jan-2012

1&1 SiteAnalytics for varvillagevoice.com

Search engines	Visits	%
www.google.com.au	6	3.37 %
www.google.be	6	3.37 %
www.google.ca	5	2.81 %
www.google.it	4	2.25 %
Total	178	100.00 %

Search terms

The table shows the search terms by means of which your website was found most frequently. Every row contains a search term. For example, if somebody found your website by means of the phrase "repair car", both "repair" and "car" will be displayed as independent terms in the table.

Search terms	Visits	%
var	93	21.18 %
village	43	9.79 %
voice	41	9.34 %
villa	22	5.01 %
provence	19	4.33 %
france	17	3.87 %
for	13	2.96 %
golf	12	2.73 %
rental	12	2.73 %
wedding	11	2.51 %
rent	10	2.28 %
villas	9	2.05 %
the	9	2.05 %
pool	8	1.82 %
hotmail.com	7	1.59 %
holiday	7	1.59 %
rentals	6	1.37 %
private	5	1.14 %
weddings	5	1.14 %
with	5	1.14 %
house	4	0.91 %



Monthly report 01-Dec-2011 - 01-Jan-2012

1&1 SiteAnalytics for varvillagevoice.com

Search terms	Visits	%
lorgues	4	0.91 %
long	4	0.91 %
gmail.com	4	0.91 %
term	4	0.91 %
villages	3	0.68 %
aol.com	3	0.68 %
olive	3	0.68 %
tree	3	0.68 %
gmail	3	0.68 %
sunday	3	0.68 %
tropez	3	0.68 %
yahoo	3	0.68 %
news	3	0.68 %
jazz	3	0.68 %
yahoo.com	3	0.68 %
english	3	0.68 %
barbaroux	3	0.68 %
varvillagevoice.com	3	0.68 %
toulon	3	0.68 %
stephanie	3	0.68 %
hotmail	3	0.68 %
website	2	0.46 %
vila	2	0.46 %
rugby	2	0.46 %
luxury	2	0.46 %
plan	2	0.46 %
michael	2	0.46 %
lets	2	0.46 %
Total	439	100.00 %



Most frequently accessed pages

You can see the most frequently accessed pages. Only fully loaded pages are counted. Individual page elements, such as images or other elements, are not counted individually. This includes all files with the extensions .png, .jpg, jpeg, .gif, .swf, .css, .class, and .js.

Most frequently accessed pages	Page impressions	%
/index.htm	1,044	29.94 %
/features.htm	275	7.89 %
/villarentals.htm	234	6.71 %
/usefullinks.htm	180	5.16 %
/localinformation.htm	131	3.76 %
/golf.htm	107	3.07 %
/varservices.htm	104	2.98 %
/weddings.htm	102	2.93 %
/contact.htm	102	2.93 %
/subscriptions.htm	94	2.70 %
/jazz.htm	88	2.52 %
/visitorstatistics.htm	87	2.49 %
/upcomingissues.htm	85	2.44 %
/rugbyandcricket.htm	69	1.98 %
/termsandconditions.htm	67	1.92 %
/search.htm	59	1.69 %
/PDFs/Website%20Parkin%20July%2008%20article.pdf	33	0.95 %
/Golf%20PDFs/April%2011%20GOLF%20CLUBS%20OF%20THE%20VAR%20LIST.pdf	29	0.83 %
/statistics/nov2010.htm	29	0.83 %
/PDFs/Website%20Sept%2008%20Trencherman's%20piece%20Yesterday's%20Man.pdf	28	0.80 %
/statistics/fullyear08.htm	26	0.75 %
/statistics/oct2010.htm	26	0.75 %
/PDFs/WIP%20Revised%20Nov%2008%20Website.pdf	25	0.72 %
/statistics/notavailable.htm	25	0.72 %
/statistics/jan2011.htm	25	0.72 %
/PDFs/July%2011%20SUMMER%20FESTIVALS%20of%20the%20VAR.doc.pdf	24	0.69 %
/statistics/dec2010.htm	23	0.66 %
/statistics/feb2011.htm	23	0.66 %



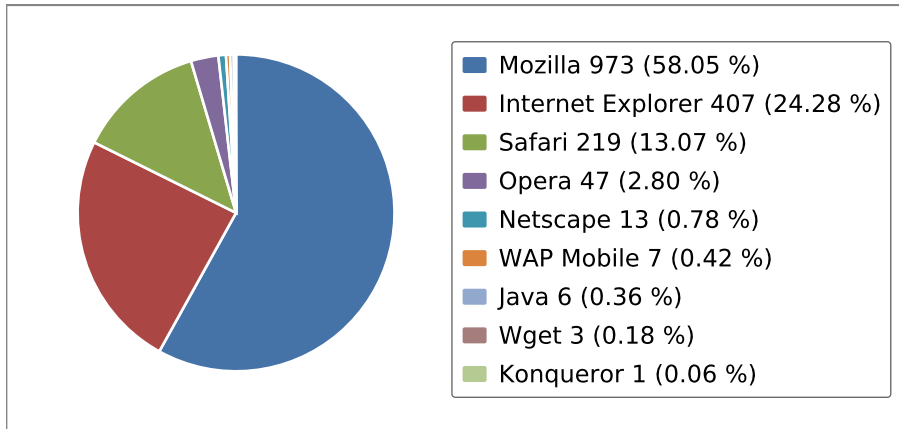
Monthly report 01-Dec-2011 - 01-Jan-2012

1&1 SiteAnalytics for varvillagevoice.com

Most frequently accessed pages	Page impressions	%
/statistics/fullyear07.htm	23	0.66 %
/statistics/fullyear09.htm	23	0.66 %
/statistics/fullyear10.htm	22	0.63 %
/statistics/fullyear06.htm	22	0.63 %
/PDFs/Aug%2011%20Votes%20for%20Expats%20article%20Daily%20Telegraph.pdf	20	0.57 %
/Golf%20PDFs/April%2011%20Golf%20in%20the%20Var%20Supplement.pdf	20	0.57 %
/PDFs/August%2011%20Summer%20Festivals.pdf	19	0.54 %
/PDFs/July%2010%20What's%20On%20in%20the%20Var%20short%20version.pdf	19	0.54 %
/PDFs/Website%20J%20Wilkinson%20article%20June%2009.pdf	18	0.52 %
/PDFs/August%20Website%20Spec.%20Events%20Calendar%2007.pdf	14	0.40 %
/PDFs/Website%20Opera%20July%20Milen ski.pdf	13	0.37 %
/PDFs/Expat%20Disability%20Benefits%20ed.%20Feb%2009.pdf	13	0.37 %
/PDFs/MEP%20April%20Wedding.pdf	13	0.37 %
/statistics/PDF%20stats/November%202011.pdf	12	0.34 %
/Golf%20PDFs/Reprint%20Golf%20de%20Barbaroux%20April%202005.pdf	10	0.29 %
/PDFs/Nov%2009%20REGISTER%20TO%20VOTE.pdf	9	0.26 %
/statistics/PDF%20stats/October%202011.pdf	7	0.20 %
/statistics/PDF%20stats/May%202011.pdf	6	0.17 %
/statistics/PDF%20stats/April%202011.pdf	6	0.17 %
/statistics/PDF%20stats/March%202011.pdf	5	0.14 %
Other	49	1.41 %
Total	3,487	100.00 %

Browsers

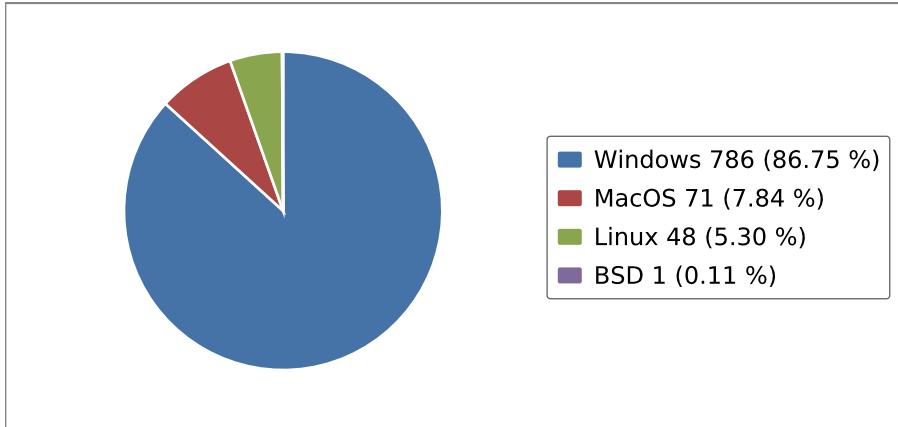
This chart shows the browsers used by your visitors. For example, this helps you to identify the browsers for which you need to optimise your website.



Browsers	Visits	%
Mozilla	973	58.05 %
Internet Explorer	407	24.28 %
Safari	219	13.07 %
Opera	47	2.80 %
Netscape	13	0.78 %
WAP Mobile	7	0.42 %
Java	6	0.36 %
Wget	3	0.18 %
Konqueror	1	0.06 %
Total	1,676	100.00 %

Operating systems

You can see the operating systems used by your visitors. This information helps you to find out for which operating systems you may need to optimise your website.



Operating systems	Visits	%
Windows	786	86.75 %
MacOS	71	7.84 %
Linux	48	5.30 %
BSD	1	0.11 %
Total	906	100.00 %

Referring pages

You can see the pages that referred your visitors to your website. Referring pages may be other websites or search engines. The complete URL is displayed.

Referring pages	Visits	%
www.google.co.uk/url	56	12.70 %
www.google.com/url	40	9.07 %
www.google.fr/url	24	5.44 %
www.google.co.uk/search	12	2.72 %
www.whorush.com/search/	12	2.72 %
loadka.ru/	9	2.04 %
www.tipkiller.com/	9	2.04 %
www.google.nl/url	8	1.81 %
Other	271	61.45 %
Total	441	100.00 %



Visits from continents

This analysis shows which continents your visitors come from.

Continents	Visits	%
Europe	820	41.11 %
North America	767	38.45 %
Asia	372	18.64 %
Africa	22	1.08 %
Australia	12	0.59 %
South America	3	0.14 %
Total	1,994	100.00 %

Visits from countries

This analysis shows which countries your visitors come from. This information indicates the countries that your website should focus on or the countries for which it still needs to be optimised.

Countries	Visits	%
United States	755	37.86 %
China	328	16.43 %
France	213	10.69 %
Ukraine	162	8.12 %
Russia	135	6.77 %
United Kingdom	127	6.36 %
Germany	62	3.11 %
Netherlands	25	1.26 %
Sweden	15	0.77 %
Japan	14	0.68 %
Belgium	13	0.63 %
Czech Rep.	13	0.63 %
Australia	12	0.59 %
India	10	0.50 %
Nigeria	8	0.41 %
Canada	8	0.41 %
Romania	7	0.36 %
Italy	7	0.36 %



Monthly report 01-Dec-2011 - 01-Jan-2012

1&1 SiteAnalytics for varvillagevoice.com

Countries	Visits	%
Switzerland	6	0.32 %
Ireland	5	0.27 %
Spain	5	0.27 %
Norway	5	0.27 %
Ivory Coast	4	0.23 %
Other	54	2.71 %
Total	1,994	100.00 %

Visits from cities

This analysis shows which cities your visitors come from

Cities	Visits	%
US:	206	11.67 %
US: Seattle	183	10.34 %
RU:	130	7.34 %
CN: Beijing	122	6.93 %
US: Mountain View	120	6.78 %
CN:	101	5.71 %
FR:	91	5.15 %
UA: Kiev	86	4.84 %
CN: Shenzhen	75	4.23 %
UA:	75	4.23 %
US: Brooklyn	69	3.92 %
GB:	57	3.21 %
CN: Guangzhou	26	1.48 %
FR: Grasse	25	1.43 %
FR: Paris	19	1.07 %
US: Dallas	17	0.97 %
DE:	17	0.97 %
US: Coldwater	16	0.92 %
US: Atlanta	14	0.82 %
US: Sioux Falls	14	0.76 %
GB: London	14	0.76 %



Monthly report 01-Dec-2011 - 01-Jan-2012

1&1 SiteAnalytics for varvillagevoice.com

Cities	Visits	%
JP:	13	0.71 %
CZ:	12	0.66 %
Other	267	15.13 %
Total	1,767	100.00 %