

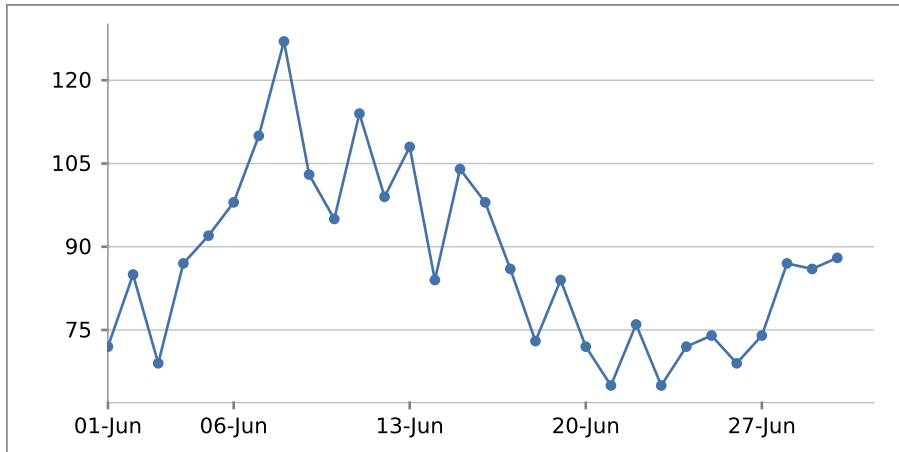


Monthly report 01-Jun-2011 - 01-Jul-2011

1&1 SiteAnalytics for varillagevoice.com

Visits

All page impressions from the same computer are summarised as one visit. The visits are uniquely identified on the basis of the IP address and the browser ID. As several people may share a computer (e.g. in a cybercafé), the number of visits may not be the same as the number of visitors.

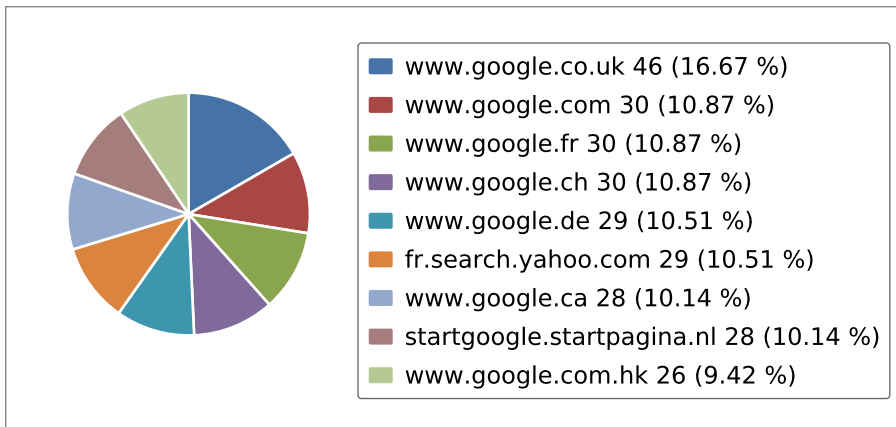


Day of the week	Date	Visits
Wednesday	01-Jun-11	72
Thursday	02-Jun-11	85
Friday	03-Jun-11	69
Saturday	04-Jun-11	87
Sunday	05-Jun-11	92
Monday	06-Jun-11	98
Tuesday	07-Jun-11	110
Wednesday	08-Jun-11	127
Thursday	09-Jun-11	103
Friday	10-Jun-11	95
Saturday	11-Jun-11	114
Sunday	12-Jun-11	99
Monday	13-Jun-11	108
Tuesday	14-Jun-11	84
Wednesday	15-Jun-11	104
Thursday	16-Jun-11	98
Friday	17-Jun-11	86
Saturday	18-Jun-11	73
Sunday	19-Jun-11	84

Day of the week	Date	Visits
Monday	20-Jun-11	72
Tuesday	21-Jun-11	65
Wednesday	22-Jun-11	76
Thursday	23-Jun-11	65
Friday	24-Jun-11	72
Saturday	25-Jun-11	74
Sunday	26-Jun-11	69
Monday	27-Jun-11	74
Tuesday	28-Jun-11	87
Wednesday	29-Jun-11	86
Thursday	30-Jun-11	88
Total		2,616
Averages		87

Search engines

Using this analysis, you can identify the search engines used by your visitors. You can also see how many visitors reach your pages via the respective search engines.



Search engines	Visits	%
www.google.co.uk	46	16.67 %
www.google.com	30	10.87 %
www.google.fr	30	10.87 %
www.google.ch	30	10.87 %
www.google.de	29	10.51 %
fr.search.yahoo.com	29	10.51 %



Monthly report 01-Jun-2011 - 01-Jul-2011

1&1 SiteAnalytics for varvillagevoice.com

Search engines	Visits	%
www.google.ca	28	10.14 %
startgoogle.startpagina.nl	28	10.14 %
www.google.com.hk	26	9.42 %
Total	276	100.00 %

Search terms

The table shows the search terms by means of which your website was found most frequently. Every row contains a search term. For example, if somebody found your website by means of the phrase "repair car", both "repair" and "car" will be displayed as independent terms in the table.

Search terms	Visits	%
var	65	4.07 %
voice	58	3.63 %
www.varvillagevoice.com	58	3.63 %
village	56	3.51 %
term	54	3.38 %
long	50	3.13 %
provence	50	3.13 %
market	50	3.13 %
villas	49	3.07 %
rentals	49	3.07 %
weddings	48	3.01 %
golf	41	2.57 %
villa	38	2.38 %
france	37	2.32 %
rental	37	2.32 %
the	35	2.19 %
days	34	2.13 %
region	31	1.94 %
antonin	30	1.88 %
club	30	1.88 %
and	30	1.88 %
aalders	30	1.88 %



Monthly report 01-Jun-2011 - 01-Jul-2011

1&1 SiteAnalytics for varvillagevoice.com

Search terms	Visits	%
contact	28	1.75 %
barn	26	1.63 %
coice.com	26	1.63 %
rent	25	1.57 %
markets	25	1.57 %
collobri	25	1.57 %
correns	25	1.57 %
2011	24	1.50 %
com	24	1.50 %
emploi	24	1.50 %
carqueiranne	24	1.50 %
email	24	1.50 %
concerts	24	1.50 %
bos	24	1.50 %
aol.com	23	1.44 %
basim	23	1.44 %
classified	23	1.44 %
berne	23	1.44 %
ads	23	1.44 %
chateau	23	1.44 %
allowed	22	1.38 %
clarisse	22	1.38 %
carolyn	22	1.38 %
aups	21	1.32 %
cotignac	21	1.32 %
conserts	21	1.32 %
blanche	21	1.32 %
Total	1,596	100.00 %



Most frequently accessed pages

You can see the most frequently accessed pages. Only fully loaded pages are counted. Individual page elements, such as images or other elements, are not counted individually. This includes all files with the extensions .png, .jpg, jpeg, .gif, .swf, .css, .class, and .js.

Most frequently accessed pages	Page impressions	%
/index.htm	828	21.39 %
/features.htm	260	6.72 %
/villarentals.htm	178	4.60 %
/varservices.htm	149	3.85 %
/usefullinks.htm	141	3.64 %
/weddings.htm	132	3.41 %
/upcomingissues.htm	131	3.38 %
/visitorstatistics.htm	130	3.36 %
/subscriptions.htm	123	3.18 %
/termsandconditions.htm	120	3.10 %
/contact.htm	120	3.10 %
/localinformation.htm	119	3.07 %
/search.htm	114	2.94 %
/golf.htm	114	2.94 %
/rugbyandcricket.htm	109	2.82 %
/jazz.htm	108	2.79 %
/PDFs/July%2010%20What's%20On%20in%20the%20Var%20short%20version.pdf	108	2.79 %
/Golf%20PDFs/April%2011%20Golf%20in%20the%20Var%20Supplement.pdf	106	2.74 %
/PDFs/Website%20Parkin%20July%2008%20article.pdf	92	2.38 %
/Golf%20PDFs/April%2011%20GOLF%20CLUBS%20OF%20THE%20VAR%20LIST.pdf	80	2.07 %
/PDFs/WIP%20Revised%20Nov%2008%20Website.pdf	64	1.65 %
/statistics/feb2011.htm	63	1.63 %
/statistics/fullyear07.htm	56	1.45 %
/statistics/notavailable.htm	54	1.39 %
/statistics/fullyear06.htm	54	1.39 %
/statistics/fullyear10.htm	49	1.27 %
/PDFs/Website%20Opera%20July%20Milen ski.pdf	26	0.67 %
/statistics/PDF%20stats/May%202011.pdf	24	0.62 %
/statistics/PDF%20stats/April%202011.pdf	24	0.62 %



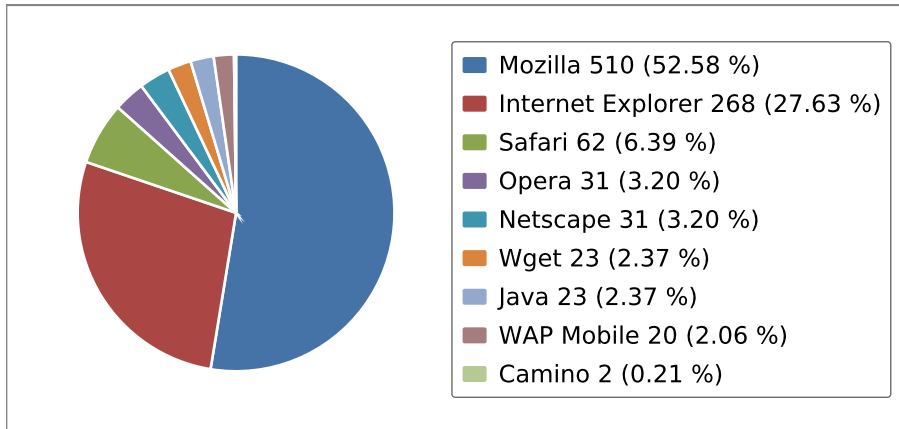
Monthly report 01-Jun-2011 - 01-Jul-2011

1&1 SiteAnalytics for varvillagevoice.com

Most frequently accessed pages	Page impressions	%
/PDFs/Website%20Sept%2008%20Trencherman's%20piece%20Yesterday's'%20Man.pdf	24	0.62 %
/statistics/PDF%20stats/March%202011.pdf	24	0.62 %
/statistics/fullyear09.htm	22	0.57 %
/statistics/nov2010.htm	21	0.54 %
/statistics/fullyear08.htm	19	0.49 %
/PDFs/Nov%2008%20Calendar%20Extract.pdf	16	0.41 %
/statistics/dec2010.htm	13	0.34 %
/statistics/jan2011.htm	11	0.28 %
/statistics/oct2010.htm	10	0.26 %
/Golf%20PDFs/Reprint%20Golf%20de%20Barbaroux%20April%202005.pdf	4	0.10 %
/PDFs/Website%20J%20Wilkinson%20article%20June%2009.pdf	4	0.10 %
/PDFs/November%2009%20Rugby%20Column.pdf	3	0.08 %
/Golf%20PDFs/Reprint%20Terre%20Blanche%20Fayence%20Golf%20May%2005.pdf	3	0.08 %
/PDFs/Expat%20Disability%20Benefits%20ed.%20Feb%2009.pdf	3	0.08 %
/PDFs/Expat%20Benefits%20FebMarch%2009%20Website.pdf	3	0.08 %
/PDFs/Sept%2010%20Reprint%20article%20Pampelonne%20of%20VAR%20VILLAGE%20VOICE.pdf	3	0.08 %
/PDFs/MEP%20April%20Wedding.pdf	3	0.08 %
/PDFs/June%2009%20Events%20Calendar.pdf	3	0.08 %
/PDFs/August%20Website%20Spec.%20Events%20Calendar%2007.pdf	3	0.08 %
Other	3	0.08 %
Total	3,871	100.00 %

Browsers

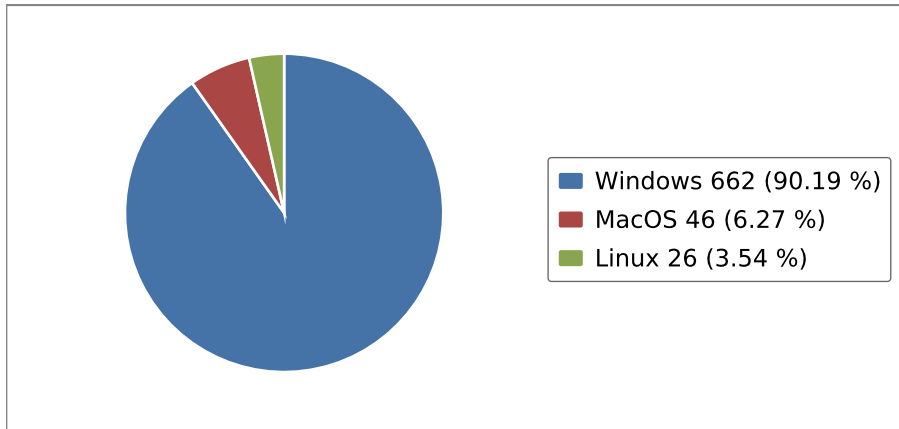
This chart shows the browsers used by your visitors. For example, this helps you to identify the browsers for which you need to optimise your website.



Browsers	Visits	%
Mozilla	510	52.58 %
Internet Explorer	268	27.63 %
Safari	62	6.39 %
Opera	31	3.20 %
Netscape	31	3.20 %
Wget	23	2.37 %
Java	23	2.37 %
WAP Mobile	20	2.06 %
Camino	2	0.21 %
Total	970	100.00 %

Operating systems

You can see the operating systems used by your visitors. This information helps you to find out for which operating systems you may need to optimise your website.



Operating systems	Visits	%
Windows	662	90.19 %
MacOS	46	6.27 %
Linux	26	3.54 %
Total	734	100.00 %

Referring pages

You can see the pages that referred your visitors to your website. Referring pages may be other websites or search engines. The complete URL is displayed.

Referring pages	Visits	%
lookserial.ru/	90	2.15 %
kinomne.ru/	87	2.07 %
madkelse.2bb.ru/	87	2.07 %
pincode.mobi/	87	2.07 %
www.otvetnemail.ru/	87	2.07 %
www.animals.yoread.ru/news.php	87	2.07 %
pugachev.net/	78	1.86 %
uglovyekompyuternyestoly.ru/	78	1.86 %
Other	3,514	83.77 %
Total	4,195	100.00 %



Visits from continents

This analysis shows which continents your visitors come from.

Continents	Visits	%
North America	482	44.82 %
Europe	427	39.72 %
Asia	108	10.03 %
Africa	27	2.51 %
Australia	27	2.51 %
South America	4	0.42 %
Total	1,076	100.00 %

Visits from countries

This analysis shows which countries your visitors come from. This information indicates the countries that your website should focus on or the countries for which it still needs to be optimised.

Countries	Visits	%
United States	474	31.88 %
China	108	7.26 %
Ukraine	79	5.32 %
Jersey	55	3.69 %
France	54	3.63 %
United Kingdom	47	3.15 %
Sweden	40	2.66 %
Russia	40	2.66 %
Germany	36	2.42 %
Netherlands	29	1.94 %
Benin	27	1.81 %
Finland	27	1.81 %
Australia	27	1.81 %
Romania	26	1.75 %
Canada	26	1.75 %
Italy	26	1.75 %
Algeria	25	1.69 %
Switzerland	23	1.57 %



Monthly report 01-Jun-2011 - 01-Jul-2011

1&1 SiteAnalytics for varvillagevoice.com

Countries	Visits	%
Ireland	22	1.51 %
Croatia	21	1.39 %
Portugal	21	1.39 %
Greece	21	1.39 %
Spain	20	1.33 %
Other	214	14.40 %
Total	1,488	100.00 %

Visits from cities

This analysis shows which cities your visitors come from

Cities	Visits	%
US: Sunnyvale	113	3.62 %
US: Brooklyn	94	2.99 %
US: Seattle	84	2.68 %
UA: Kiev	81	2.59 %
JE: Saint Helier	73	2.33 %
GB: Winchester	73	2.33 %
US: Mountain View	69	2.22 %
FR: Mandelieu	68	2.16 %
FR: Les Arcs	62	1.99 %
FR: Saint-rapha?l	62	1.99 %
GB: Liverpool	61	1.96 %
US: New York	60	1.93 %
CN: Shenzhen	56	1.78 %
SE: ?stersund	53	1.70 %
GB: London	52	1.67 %
DE: Ahnsen	52	1.67 %
FR: Juan-les-pins	50	1.61 %
GB: Kingston Upon Thames	50	1.61 %
FR: Barjols	49	1.55 %
FR: Peymeinade	49	1.55 %
FR: Vertheuil	48	1.52 %



Monthly report 01-Jun-2011 - 01-Jul-2011

1&1 SiteAnalytics for varvillagevoice.com

Cities	Visits	%
FR: Grasse	45	1.44 %
DE: M?nchen	45	1.44 %
Other	1,679	53.68 %
Total	3,128	100.00 %