

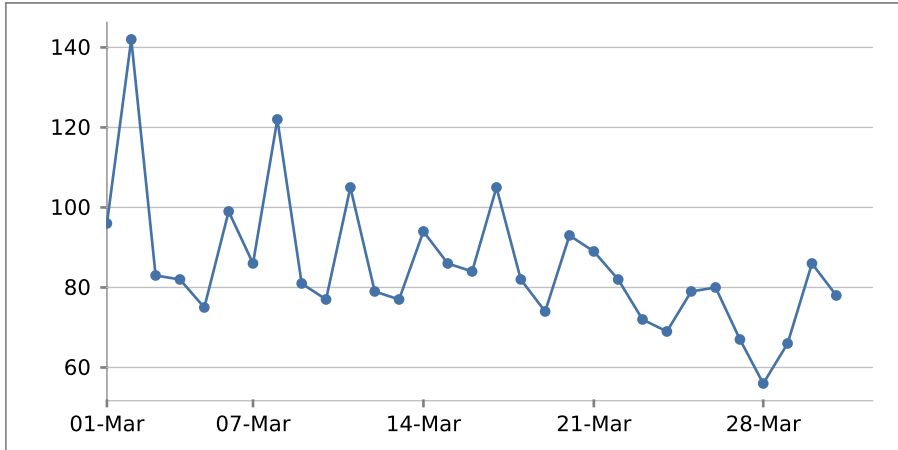


Monthly report 01-Mar-2011 - 01-Apr-2011

1&1 SiteAnalytics for varvillagevoice.com

Visits

All page impressions from the same computer are summarised as one visit. The visits are uniquely identified on the basis of the IP address and the browser ID. As several people may share a computer (e.g. in a cybercafé), the number of visits may not be the same as the number of visitors.

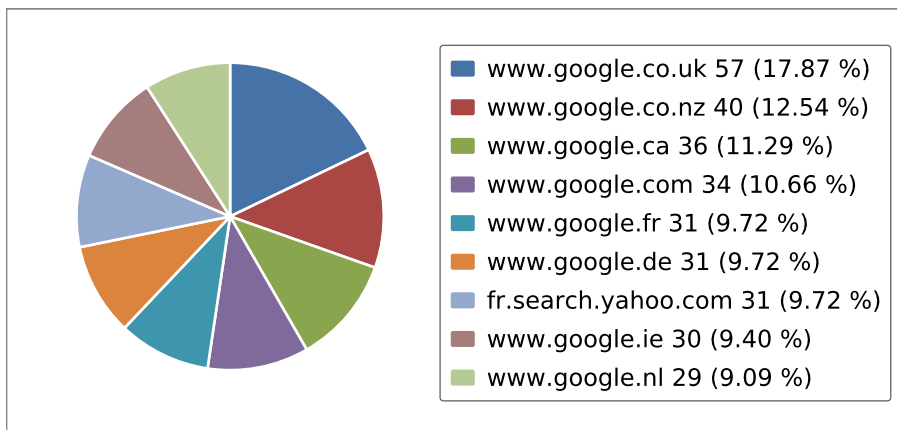


Day of the week	Date	Visits
Tuesday	01-Mar-11	96
Wednesday	02-Mar-11	142
Thursday	03-Mar-11	83
Friday	04-Mar-11	82
Saturday	05-Mar-11	75
Sunday	06-Mar-11	99
Monday	07-Mar-11	86
Tuesday	08-Mar-11	122
Wednesday	09-Mar-11	81
Thursday	10-Mar-11	77
Friday	11-Mar-11	105
Saturday	12-Mar-11	79
Sunday	13-Mar-11	77
Monday	14-Mar-11	94
Tuesday	15-Mar-11	86
Wednesday	16-Mar-11	84
Thursday	17-Mar-11	105
Friday	18-Mar-11	82
Saturday	19-Mar-11	74

Day of the week	Date	Visits
Sunday	20-Mar-11	93
Monday	21-Mar-11	89
Tuesday	22-Mar-11	82
Wednesday	23-Mar-11	72
Thursday	24-Mar-11	69
Friday	25-Mar-11	79
Saturday	26-Mar-11	80
Sunday	27-Mar-11	67
Monday	28-Mar-11	56
Tuesday	29-Mar-11	66
Wednesday	30-Mar-11	86
Thursday	31-Mar-11	78
Total		2,646
Averages		85

Search engines

Using this analysis, you can identify the search engines used by your visitors. You can also see how many visitors reach your pages via the respective search engines.



Search engines	Visits	%
www.google.co.uk	57	17.87 %
www.google.co.nz	40	12.54 %
www.google.ca	36	11.29 %
www.google.com	34	10.66 %
www.google.fr	31	9.72 %



Monthly report 01-Mar-2011 - 01-Apr-2011

1&1 SiteAnalytics for varvillagevoice.com

Search engines	Visits	%
www.google.de	31	9.72 %
fr.search.yahoo.com	31	9.72 %
www.google.ie	30	9.40 %
www.google.nl	29	9.09 %
Total	319	100.00 %

Search terms

The table shows the search terms by means of which your website was found most frequently. Every row contains a search term. For example, if somebody found your website by means of the phrase "repair car", both "repair" and "car" will be displayed as independent terms in the table.

Search terms	Visits	%
var	85	3.80 %
house	82	3.67 %
village	71	3.18 %
voice	67	3.00 %
france	64	2.86 %
the	60	2.68 %
property	59	2.64 %
villa	58	2.60 %
vvv	58	2.60 %
villas	57	2.55 %
rent	56	2.51 %
rental	56	2.51 %
varvillagevoice	56	2.51 %
with	56	2.51 %
tropez	55	2.46 %
pool	54	2.42 %
term	54	2.42 %
provence	53	2.37 %
rentals	52	2.33 %
golf	51	2.28 %
long	51	2.28 %



Monthly report 01-Mar-2011 - 01-Apr-2011

1&1 SiteAnalytics for varvillagevoice.com

Search terms	Visits	%
www.varvillagevoice.com	48	2.15 %
hotmail.com	47	2.10 %
geoffrey	47	2.10 %
aol.co.uk	46	2.06 %
for	41	1.83 %
tiscali.fr	41	1.83 %
sleeps	40	1.79 %
cotignac	40	1.79 %
lorgues	39	1.74 %
orange.fr	36	1.61 %
sale	36	1.61 %
yahoo.com	33	1.48 %
co.uk	32	1.43 %
htm	32	1.43 %
st-tropez-area	32	1.43 %
gmail.com	32	1.43 %
wedding	32	1.43 %
ownersdirect	32	1.43 %
and	31	1.39 %
msn.com	30	1.34 %
4000	30	1.34 %
apartments	30	1.34 %
lisa	30	1.34 %
aol.com	29	1.30 %
2011	29	1.30 %
anette	29	1.30 %
apartment	28	1.25 %
anne	28	1.25 %
Total	2,235	100.00 %



Most frequently accessed pages

You can see the most frequently accessed pages. Only fully loaded pages are counted. Individual page elements, such as images or other elements, are not counted individually. This includes all files with the extensions .png, .jpg, jpeg, .gif, .swf, .css, .class, and .js.

Most frequently accessed pages	Page impressions	%
/index.htm	936	22.39 %
/villarentals.htm	293	7.01 %
/subscriptions/downloadpage.htm	179	4.28 %
/subscriptions/PDFs/VVV%20A4%20March%202011.pdf	178	4.26 %
/usefullinks.htm	149	3.56 %
/visitorstatistics.htm	124	2.97 %
/varservices.htm	120	2.87 %
/weddings.htm	115	2.75 %
/contact.htm	115	2.75 %
/upcomingissues.htm	115	2.75 %
/statistics/fullyear10.htm	111	2.66 %
/features.htm	109	2.61 %
/golf.htm	109	2.61 %
/termsandconditions.htm	107	2.56 %
/search.htm	107	2.56 %
/jazz.htm	104	2.49 %
/subscriptions.htm	104	2.49 %
/localinformation.htm	101	2.42 %
/PDFs/July%2010%20What's%20On%20in%20the%20Var%20short%20version.pdf	98	2.34 %
/cricket.htm	97	2.32 %
/statistics/fullyear08.htm	95	2.27 %
/statistics/jan2011.htm	95	2.27 %
/rugbyandcricket.htm	84	2.01 %
/PDFs/MEP%20April%20Wedding.pdf	63	1.51 %
/Golf%20PDFs/Reprint%20Golf%20de%20Barbaroux%20April%202005.pdf	52	1.24 %
/Word%20docs/Oct.%2009%20Property%20Website.doc	50	1.20 %
/PDFs/Website%20Opera%20July%20Milen ski.pdf	46	1.10 %
/PDFs/WIP%20Revised%20Nov%2008%20Website.pdf	46	1.10 %
/PDFs/Website%20Parkin%20July%2008%20Article.pdf	46	1.10 %



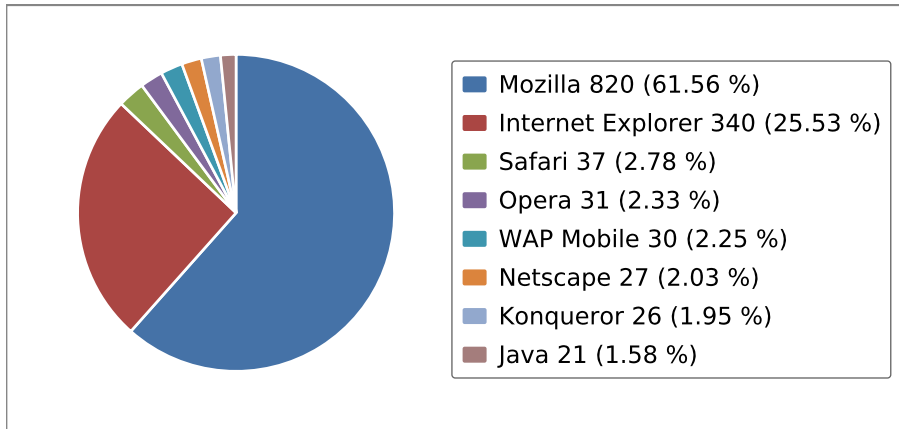
Monthly report 01-Mar-2011 - 01-Apr-2011

1&1 SiteAnalytics for varvillagevoice.com

Most frequently accessed pages	Page impressions	%
/PDFs/Website%20Sept%2008%20Trencherman's%20piece%20Yesterday's%20Man.pdf	32	0.77 %
/statistics/notavailable.htm	26	0.62 %
/Golf%20PDFs/REPRINT%20GOLF%20Nans%20Les%20Pins.pdf	14	0.33 %
/PDFs/Nov%2009%20REGISTER%20TO%20VOTE.pdf	13	0.31 %
/PDFs/August%20Website%20Spec.%20Events%20Calendar%2007.pdf	13	0.31 %
/statistics/nov2010.htm	12	0.29 %
/PDFs/Website%20J%20Wilkinson%20article%20June%2009.pdf	12	0.29 %
/Word%20docs/EXPAT%20VOTING%20RIGHTS.doc	11	0.26 %
/PDFs/Expat%20Disability%20Benefits%20ed.%20Feb%2009.pdf	10	0.24 %
/statistics/fullyear07.htm	10	0.24 %
/Golf%20PDFs/Reprint%20Golf%20No.%201%20Taulane.pdf	10	0.24 %
/statistics/dec2010.htm	9	0.22 %
/statistics/feb2011.htm	9	0.22 %
/statistics/fullyear09.htm	8	0.19 %
/statistics/oct2010.htm	8	0.19 %
/PDFs/Reprint%20November%202010%20Rugby%20Column.pdf	6	0.14 %
/statistics/fullyear06.htm	6	0.14 %
/PDFs/Expat%20Benefits%20FebMarch%2009%20Website.pdf	5	0.12 %
/Golf%20PDFs/Reprint%20Terre%20Blanche%20Fayence%20Golf%20May%2005.pdf	4	0.10 %
Other	14	0.33 %
Total	4,180	100.00 %

Browsers

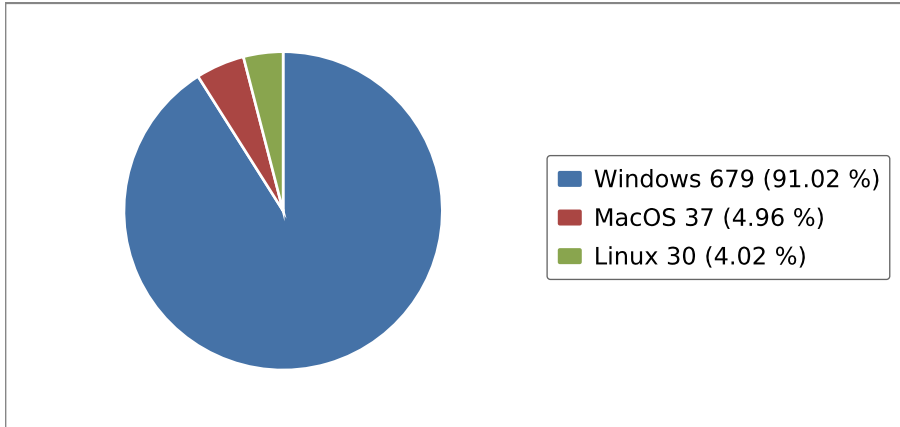
This chart shows the browsers used by your visitors. For example, this helps you to identify the browsers for which you need to optimise your website.



Browsers	Visits	%
Mozilla	820	61.56 %
Internet Explorer	340	25.53 %
Safari	37	2.78 %
Opera	31	2.33 %
WAP Mobile	30	2.25 %
Netscape	27	2.03 %
Konqueror	26	1.95 %
Java	21	1.58 %
Total	1,332	100.00 %

Operating systems

You can see the operating systems used by your visitors. This information helps you to find out for which operating systems you may need to optimise your website.



Operating systems	Visits	%
Windows	679	91.02 %
MacOS	37	4.96 %
Linux	30	4.02 %
Total	746	100.00 %

Referring pages

You can see the pages that referred your visitors to your website. Referring pages may be other websites or search engines. The complete URL is displayed.

Referring pages	Visits	%
ultrabait.biz	135	5.96 %
www.a-n-m.nl/nieuws/meer-nieuws.html	63	2.78 %
www.google.ie/search	48	2.12 %
www.google.fr/url	41	1.81 %
www.google.co.nz/search	40	1.77 %
www.google.fr/search	40	1.77 %
www.google.no/search	39	1.72 %
www.google.com/url	38	1.68 %
Other	1,821	80.40 %
Total	2,265	100.00 %



Visits from continents

This analysis shows which continents your visitors come from.

Continents	Visits	%
Europe	30	100.00 %
Total	30	100.00 %

Visits from countries

This analysis shows which countries your visitors come from. This information indicates the countries that your website should focus on or the countries for which it still needs to be optimised.

Countries	Visits	%
Germany	30	72.90 %
Austria	11	27.10 %
Total	42	100.00 %

Visits from cities

This analysis shows which cities your visitors come from

Cities	Visits	%
AT:	11	72.69 %
DE:	4	27.31 %
Total	16	100.00 %