

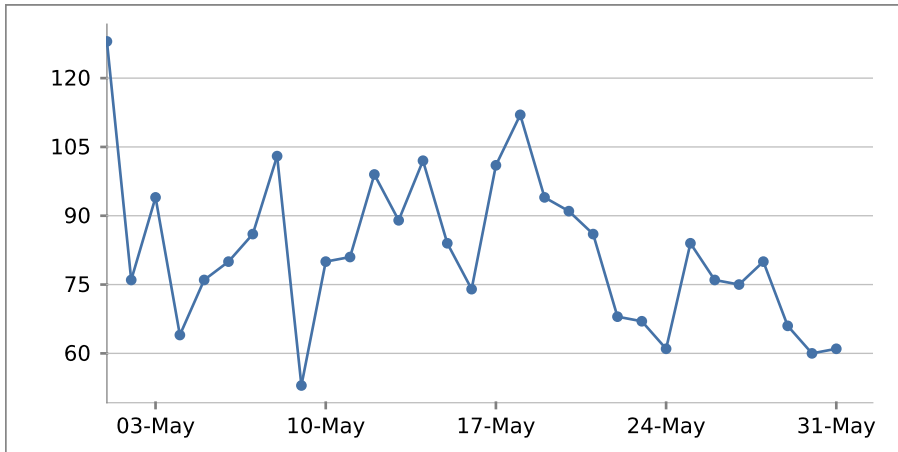


Monthly report 01-May-2010 - 01-Jun-2010

1&1 SiteAnalytics for varillagevoice.com

Visits

All page impressions from the same computer are summarised as one visit. The visits are uniquely identified on the basis of the IP address and the browser ID. As several people may share a computer (e.g. in a cybercafé), the number of visits may not be the same as the number of visitors.

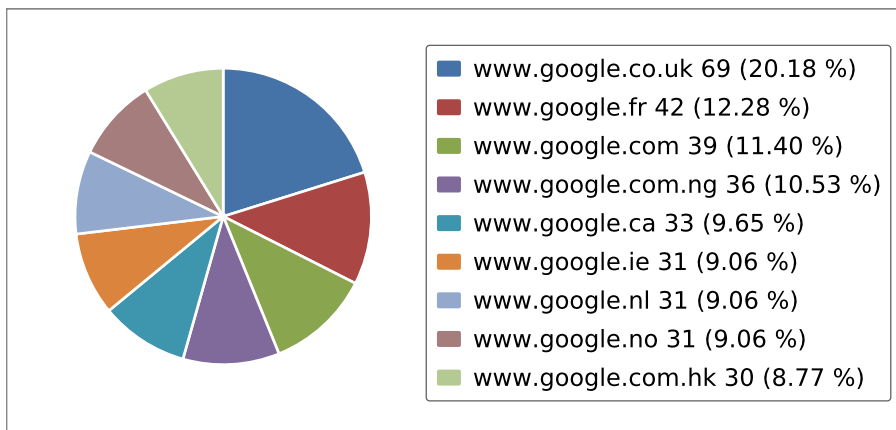


Day of the week	Date	Visits
Saturday	01-May-10	128
Sunday	02-May-10	76
Monday	03-May-10	94
Tuesday	04-May-10	64
Wednesday	05-May-10	76
Thursday	06-May-10	80
Friday	07-May-10	86
Saturday	08-May-10	103
Sunday	09-May-10	53
Monday	10-May-10	80
Tuesday	11-May-10	81
Wednesday	12-May-10	99
Thursday	13-May-10	89
Friday	14-May-10	102
Saturday	15-May-10	84
Sunday	16-May-10	74
Monday	17-May-10	101
Tuesday	18-May-10	112
Wednesday	19-May-10	94

Day of the week	Date	Visits
Thursday	20-May-10	91
Friday	21-May-10	86
Saturday	22-May-10	68
Sunday	23-May-10	67
Monday	24-May-10	61
Tuesday	25-May-10	84
Wednesday	26-May-10	76
Thursday	27-May-10	75
Friday	28-May-10	80
Saturday	29-May-10	66
Sunday	30-May-10	60
Monday	31-May-10	61
Total		2,551
Averages		82

Search engines

Using this analysis, you can identify the search engines used by your visitors. You can also see how many visitors reach your pages via the respective search engines.



Search engines	Visits	%
www.google.co.uk	69	20.18 %
www.google.fr	42	12.28 %
www.google.com	39	11.40 %
www.google.com.ng	36	10.53 %
www.google.ca	33	9.65 %



Monthly report 01-May-2010 - 01-Jun-2010

1&1 SiteAnalytics for varvillagevoice.com

Search engines	Visits	%
www.google.ie	31	9.06 %
www.google.nl	31	9.06 %
www.google.no	31	9.06 %
www.google.com.hk	30	8.77 %
Total	342	100.00 %

Search terms

The table shows the search terms by means of which your website was found most frequently. Every row contains a search term. For example, if somebody found your website by means of the phrase "repair car", both "repair" and "car" will be displayed as independent terms in the table.

Search terms	Visits	%
var	83	3.84 %
france	78	3.61 %
vvv.varvillagevoice.com	62	2.87 %
email	60	2.77 %
tropez	60	2.77 %
boutique	60	2.77 %
saint	60	2.77 %
list	60	2.77 %
hotmail	60	2.77 %
vote	59	2.73 %
village	58	2.68 %
voice	58	2.68 %
weddings	57	2.64 %
markets	56	2.59 %
provence	56	2.59 %
rent	55	2.54 %
rentals	54	2.50 %
how	53	2.45 %
house	53	2.45 %
golf	50	2.31 %
general	50	2.31 %



Monthly report 01-May-2010 - 01-Jun-2010

1&1 SiteAnalytics for varvillagevoice.com

Search terms	Visits	%
for	50	2.31 %
villa	49	2.27 %
the	49	2.27 %
french	47	2.17 %
2010	46	2.13 %
election	45	2.08 %
courses	44	2.03 %
can	38	1.76 %
pool	37	1.71 %
allowed	36	1.66 %
with	35	1.62 %
sleeps	32	1.48 %
arcs	31	1.43 %
argens	31	1.43 %
villas	30	1.39 %
1400	30	1.39 %
and	28	1.29 %
accommodation	28	1.29 %
aix	26	1.20 %
are	26	1.20 %
barbaroux	25	1.16 %
aol.com	24	1.11 %
days	24	1.11 %
market	24	1.11 %
air-con	23	1.06 %
abroad	21	0.97 %
brignoles	21	0.97 %
apply	21	0.97 %
Total	2,163	100.00 %



Monthly report 01-May-2010 - 01-Jun-2010

1&1 SiteAnalytics for varillagevoice.com

Most frequently accessed pages

You can see the most frequently accessed pages. Only fully loaded pages are counted. Individual page elements, such as images or other elements, are not counted individually. This includes all files with the extensions .png, .jpg, jpeg, .gif, .swf, .css, .class, and .js.

Most frequently accessed pages	Page impressions	%
/index.htm	734	16.86 %
/villarentals.htm	217	4.98 %
/subscriptions/downloadpage.htm	187	4.29 %
/subscriptions/PDFs/VVV%20A4%20May%202010.pdf	167	3.84 %
/statistics/fullyear09.htm	131	3.01 %
/weddings.htm	130	2.99 %
/statistics/feb2010.htm	129	2.96 %
/usefullinks.htm	129	2.96 %
/localinformation.htm	124	2.85 %
/varservices.htm	120	2.76 %
/features.htm	119	2.73 %
/termsandconditions.htm	119	2.73 %
/upcomingissues.htm	119	2.73 %
/visitorstatistics.htm	117	2.69 %
/jazz.htm	116	2.66 %
/subscriptions.htm	114	2.62 %
/golf.htm	113	2.60 %
/contact.htm	112	2.57 %
/search.htm	111	2.55 %
/statistics/fullyear06.htm	109	2.50 %
/cricket.htm	108	2.48 %
/PDFs/Website%20Parkin%20July%2008%20article.pdf	105	2.41 %
/Golf%20PDFs/REPRINT%20GOLF%20Nans%20Les%20Pins.pdf	88	2.02 %
/Golf%20PDFs/Reprint%20Golf%20de%20Barbaroux%20April%202005.pdf	84	1.93 %
/PDFs/Nov%2009%20REGISTER%20TO%20VOTE.pdf	78	1.79 %
/PDFs/WIP%20Revised%20Nov%2008%20Website.pdf	74	1.70 %
/Word%20docs/EXPAT%20VOTING%20RIGHTS.doc	73	1.68 %
/PDFs/Website%20Sept%2008%20Trencherman's%20piece%20Yesterday's%20Man.pdf	70	1.61 %



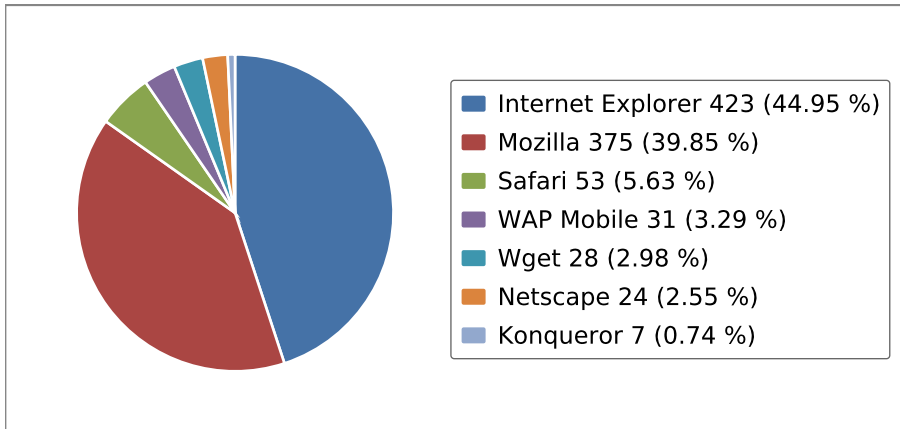
Monthly report 01-May-2010 - 01-Jun-2010

1&1 SiteAnalytics for varvillagevoice.com

Most frequently accessed pages	Page impressions	%
/statistics/fullyear08.htm	57	1.31 %
/PDFs/Website%20Opera%20July%20Milen ski.pdf	53	1.22 %
/statistics/fullyear07.htm	45	1.03 %
/statistics/notavailable.htm	42	0.96 %
/statistics/nov2009.htm	38	0.87 %
/statistics/oct2009.htm	34	0.78 %
/PDFs/Website%20J%20Wilkinson%20articl e%20June%2009.pdf	34	0.78 %
/Word%20docs/Oct.%2009%20Property%2 0Website.doc	28	0.64 %
/statistics/jan2010.htm	22	0.51 %
/Golf%20PDFs/Reprint%20Golf%20No.%20 1%20Taulane.pdf	17	0.39 %
/statistics/dec2009.htm	15	0.34 %
/PDFs/November%2009%20Rugby%20Colu mn.pdf	14	0.32 %
/PDFs/Nov%2008%20Calendar%20Extract. pdf	14	0.32 %
/statistics/apr2010.htm	12	0.28 %
/statistics/mar2010.htm	10	0.23 %
/PDFs/Expat%20Disability%20Benefits%20 ed.%20Feb%2009.pdf	5	0.11 %
/PDFs/August%20Website%20Spec.%20Ev ents%20Calendar%2007.pdf	5	0.11 %
/PDFs/MEP%20April%20Wedding.pdf	4	0.09 %
/subscriptions/downloadpagehelp.htm	4	0.09 %
/Golf%20PDFs/Reprint%20Terre%20Blanch e%20Fayence%20Golf%20May%2005.pdf	2	0.05 %
Other	2	0.05 %
Total	4,354	100.00 %

Browsers

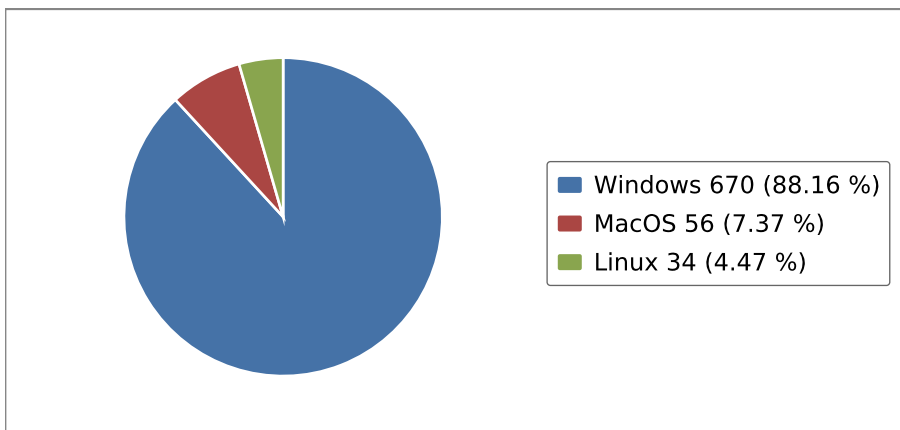
This chart shows the browsers used by your visitors. For example, this helps you to identify the browsers for which you need to optimise your website.



Browsers	Visits	%
Internet Explorer	423	44.95 %
Mozilla	375	39.85 %
Safari	53	5.63 %
WAP Mobile	31	3.29 %
Wget	28	2.98 %
Netscape	24	2.55 %
Konqueror	7	0.74 %
Total	941	100.00 %

Operating systems

You can see the operating systems used by your visitors. This information helps you to find out for which operating systems you may need to optimise your website.





Monthly report 01-May-2010 - 01-Jun-2010

1&1 SiteAnalytics for varillagevoice.com

Operating systems	Visits	%
Windows	670	88.16 %
MacOS	56	7.37 %
Linux	34	4.47 %
Total	760	100.00 %

Referring pages

You can see the pages that referred your visitors to your website. Referring pages may be other websites or search engines. The complete URL is displayed.

Referring pages	Visits	%
sfr-messagerie.services.sfr.fr/webmail/mailbox.html	93	3.83 %
viac.fr/index_files/usefullinks.htm	62	2.55 %
sn134w.snt134.mail.live.com/mail/InboxLig ht.aspx	62	2.55 %
webmail1k.orange.fr/webmail/fr_FR/read.html	58	2.39 %
webmail.aol.com/31650-111/aol-1/en-gb/Suite.aspx	50	2.06 %
www.google.co.uk/search	43	1.77 %
www.google.nl/search	41	1.69 %
www.google.fr/search	41	1.69 %
Other	1,981	81.49 %
Total	2,431	100.00 %

Visits from continents

This analysis shows which continents your visitors come from.

Continents	Visits	%
Europe	31	100.00 %
Total	31	100.00 %

Visits from countries

This analysis shows which countries your visitors come from. This information indicates the countries that your website should focus on or the countries for which it still needs to be optimised.



Monthly report 01-May-2010 - 01-Jun-2010

1&1 SiteAnalytics for varvillagevoice.com

Countries	Visits	%
Germany	31	83.32 %
Austria	6	16.68 %
Total	37	100.00 %

Visits from cities

This analysis shows which cities your visitors come from

Cities	Visits	%
AT:	6	50.26 %
DE:	6	49.74 %
Total	12	100.00 %