

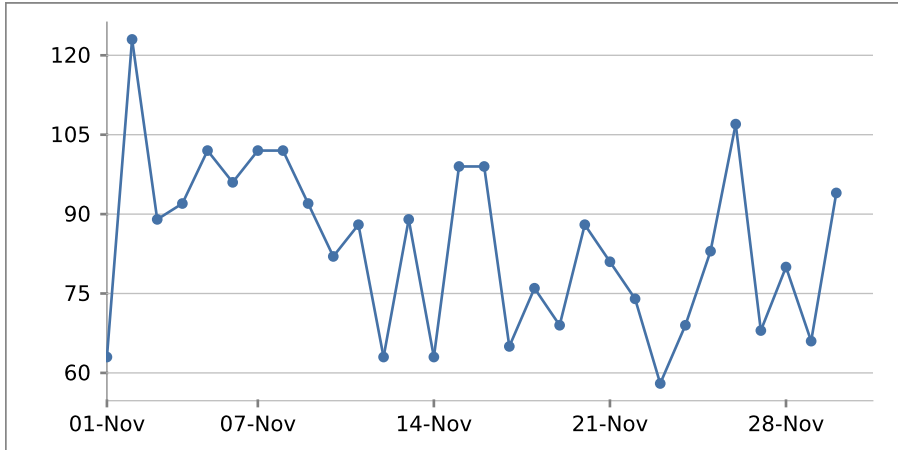


Monthly report 01-Nov-2011 - 01-Dec-2011

1&1 SiteAnalytics for varillagevoice.com

Visits

All page impressions from the same computer are summarised as one visit. The visits are uniquely identified on the basis of the IP address and the browser ID. As several people may share a computer (e.g. in a cybercafé), the number of visits may not be the same as the number of visitors.

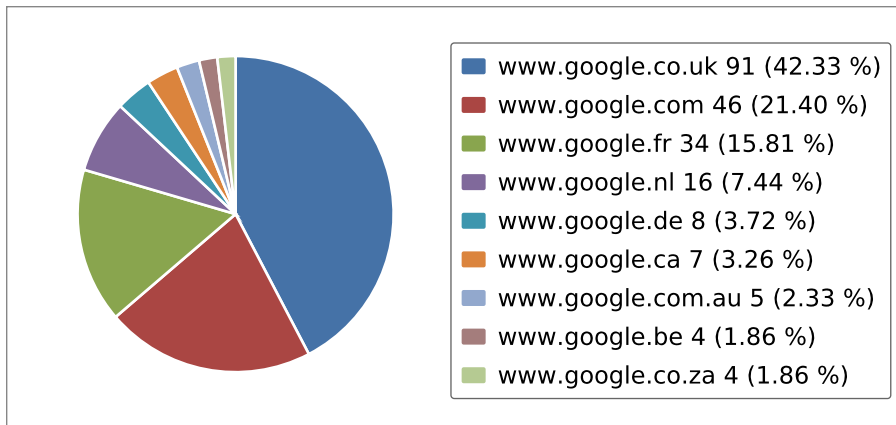


Day of the week	Date	Visits
Tuesday	01-Nov-11	63
Wednesday	02-Nov-11	123
Thursday	03-Nov-11	89
Friday	04-Nov-11	92
Saturday	05-Nov-11	102
Sunday	06-Nov-11	96
Monday	07-Nov-11	102
Tuesday	08-Nov-11	102
Wednesday	09-Nov-11	92
Thursday	10-Nov-11	82
Friday	11-Nov-11	88
Saturday	12-Nov-11	63
Sunday	13-Nov-11	89
Monday	14-Nov-11	63
Tuesday	15-Nov-11	99
Wednesday	16-Nov-11	99
Thursday	17-Nov-11	65
Friday	18-Nov-11	76
Saturday	19-Nov-11	69

Day of the week	Date	Visits
Sunday	20-Nov-11	88
Monday	21-Nov-11	81
Tuesday	22-Nov-11	74
Wednesday	23-Nov-11	58
Thursday	24-Nov-11	69
Friday	25-Nov-11	83
Saturday	26-Nov-11	107
Sunday	27-Nov-11	68
Monday	28-Nov-11	80
Tuesday	29-Nov-11	66
Wednesday	30-Nov-11	94
Total		2,522
Averages		84

Search engines

Using this analysis, you can identify the search engines used by your visitors. You can also see how many visitors reach your pages via the respective search engines.



Search engines	Visits	%
www.google.co.uk	91	42.33 %
www.google.com	46	21.40 %
www.google.fr	34	15.81 %
www.google.nl	16	7.44 %
www.google.de	8	3.72 %
www.google.ca	7	3.26 %



Monthly report 01-Nov-2011 - 01-Dec-2011

1&1 SiteAnalytics for varvillagevoice.com

Search engines	Visits	%
www.google.com.au	5	2.33 %
www.google.be	4	1.86 %
www.google.co.za	4	1.86 %
Total	215	100.00 %

Search terms

The table shows the search terms by means of which your website was found most frequently. Every row contains a search term. For example, if somebody found your website by means of the phrase "repair car", both "repair" and "car" will be displayed as independent terms in the table.

Search terms	Visits	%
var	99	19.49 %
village	41	8.07 %
voice	35	6.89 %
golf	21	4.13 %
olive	20	3.94 %
tree	20	3.94 %
france	20	3.94 %
villa	17	3.35 %
provence	15	2.95 %
news	12	2.36 %
hotmail.com	12	2.36 %
the	12	2.36 %
wedding	12	2.36 %
rent	10	1.97 %
pool	10	1.97 %
villas	9	1.77 %
markets	6	1.18 %
yahoo.com	6	1.18 %
jazz	6	1.18 %
ustrac	6	1.18 %
rental	6	1.18 %
gmail.com	6	1.18 %



Monthly report 01-Nov-2011 - 01-Dec-2011

1&1 SiteAnalytics for varvillagevoice.com

Search terms	Visits	%
stephanie	6	1.18 %
for	5	0.98 %
aol.com	5	0.98 %
wanadoo.fr	5	0.98 %
long	5	0.98 %
weddings	5	0.98 %
rentals	5	0.98 %
private	4	0.79 %
best	4	0.79 %
yahoo	4	0.79 %
yahoo.fr	4	0.79 %
sale	4	0.79 %
and	4	0.79 %
courses	4	0.79 %
varvillagevoice.com	4	0.79 %
with	4	0.79 %
carolyn	4	0.79 %
term	4	0.79 %
moulet	3	0.59 %
house	3	0.59 %
touret	3	0.59 %
2011	3	0.59 %
region	3	0.59 %
les	3	0.59 %
%40yahoo%2c%40hotmail.fr%2ccom	3	0.59 %
cotignac	3	0.59 %
near	3	0.59 %
Total	508	100.00 %



Most frequently accessed pages

You can see the most frequently accessed pages. Only fully loaded pages are counted. Individual page elements, such as images or other elements, are not counted individually. This includes all files with the extensions .png, .jpg, jpeg, .gif, .swf, .css, .class, and .js.

Most frequently accessed pages	Page impressions	%
/index.htm	1,057	29.08 %
/features.htm	319	8.78 %
/villarentals.htm	247	6.80 %
/localinformation.htm	221	6.08 %
/varservices.htm	136	3.74 %
/usefullinks.htm	128	3.52 %
/search.htm	116	3.19 %
/golf.htm	100	2.75 %
/contact.htm	96	2.64 %
/weddings.htm	92	2.53 %
/upcomingissues.htm	86	2.37 %
/jazz.htm	83	2.28 %
/subscriptions.htm	83	2.28 %
/visitorstatistics.htm	75	2.06 %
/rugbyandcricket.htm	67	1.84 %
/termsandconditions.htm	62	1.71 %
/statistics/notavailable.htm	31	0.85 %
/statistics/nov2010.htm	30	0.83 %
/PDFs/July%2011%20SUMMER%20FESTIVALS%20of%20the%20VAR.doc.pdf	29	0.80 %
/PDFs/WIP%20Revised%20Nov%2008%20Website.pdf	28	0.77 %
/statistics/fullyear10.htm	28	0.77 %
/PDFs/Website%20Sept%2008%20Trencherman's%20piece%20Yesterday's%20Man.pdf	28	0.77 %
/PDFs/Website%20Parkin%20July%2008%200article.pdf	28	0.77 %
/statistics/fullyear07.htm	27	0.74 %
/statistics/jan2011.htm	27	0.74 %
/PDFs/Aug%2011%20Votes%20for%20Exports%20article%20Daily%20Telegraph.pdf	25	0.69 %
/statistics/fullyear08.htm	24	0.66 %
/statistics/dec2010.htm	24	0.66 %



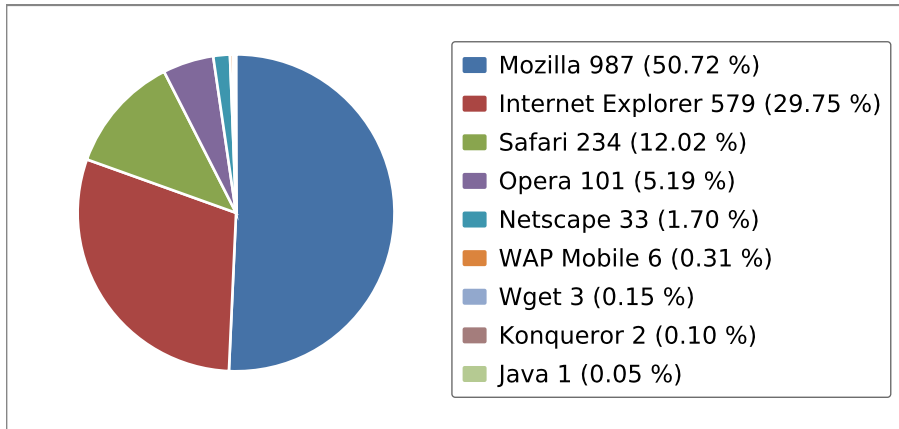
Monthly report 01-Nov-2011 - 01-Dec-2011

1&1 SiteAnalytics for varvillagevoice.com

Most frequently accessed pages	Page impressions	%
/statistics/oct2010.htm	24	0.66 %
/statistics/fullyear09.htm	23	0.63 %
/Golf%20PDFs/April%2011%20GOLF%20CLUBS%20OF%20THE%20VAR%20LIST.pdf	21	0.58 %
/statistics/feb2011.htm	21	0.58 %
/statistics/fullyear06.htm	21	0.58 %
/PDFs/Website%20J%20Wilkinson%20article%20June%2009.pdf	19	0.52 %
/PDFs/July%2010%20What's%20On%20in%20the%20Var%20short%20version.pdf	19	0.52 %
/PDFs/August%2011%20Summer%20Festivals.pdf	18	0.50 %
/Golf%20PDFs/April%2011%20Golf%20in%20the%20Var%20Supplement.pdf	16	0.44 %
/PDFs/Website%20Opera%20July%20Milenki.pdf	15	0.41 %
/PDFs/Expat%20Disability%20Benefits%20ed.%20Feb%2009.pdf	12	0.33 %
/PDFs/MEP%20April%20Wedding.pdf	12	0.33 %
/statistics/PDF%20stats/September%202011.pdf	10	0.28 %
/statistics/PDF%20stats/July%202011.pdf	9	0.25 %
/Golf%20PDFs/Reprint%20Golf%20de%20Barbaroux%20April%202005.pdf	8	0.22 %
/PDFs/August%20Website%20Spec.%20Events%20Calendar%2007.pdf	7	0.19 %
/statistics/PDF%20stats/August%202011.pdf	7	0.19 %
/statistics/PDF%20stats/June%202011.pdf	6	0.17 %
/Golf%20PDFs/Reprint%20Golf%20No.%201%20Taulane.pdf	6	0.17 %
/statistics/PDF%20stats/March%202011.pdf	6	0.17 %
Other	58	1.60 %
Total	3,635	100.00 %

Browsers

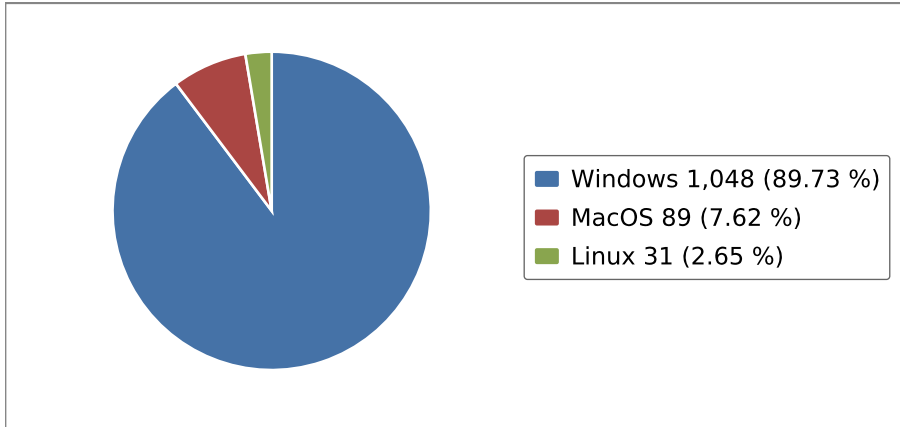
This chart shows the browsers used by your visitors. For example, this helps you to identify the browsers for which you need to optimise your website.



Browsers	Visits	%
Mozilla	987	50.72 %
Internet Explorer	579	29.75 %
Safari	234	12.02 %
Opera	101	5.19 %
Netscape	33	1.70 %
WAP Mobile	6	0.31 %
Wget	3	0.15 %
Konqueror	2	0.10 %
Java	1	0.05 %
Total	1,946	100.00 %

Operating systems

You can see the operating systems used by your visitors. This information helps you to find out for which operating systems you may need to optimise your website.



Operating systems	Visits	%
Windows	1,048	89.73 %
MacOS	89	7.62 %
Linux	31	2.65 %
Total	1,168	100.00 %

Referring pages

You can see the pages that referred your visitors to your website. Referring pages may be other websites or search engines. The complete URL is displayed.

Referring pages	Visits	%
www.google.co.uk/url	71	10.25 %
www.google.com/url	37	5.34 %
www.google.fr/url	32	4.62 %
romhacking.net.ru/	21	3.03 %
gfaq.ru/	21	3.03 %
prank.su/	21	3.03 %
www.my-pokers.com/	20	2.89 %
www.theomniguild.com/	18	2.60 %
Other	452	65.22 %
Total	693	100.00 %



Visits from continents

This analysis shows which continents your visitors come from.

Continents	Visits	%
Europe	1,157	52.51 %
North America	644	29.20 %
Asia	358	16.25 %
Africa	33	1.51 %
Australia	8	0.37 %
South America	4	0.16 %
Total	2,204	100.00 %

Visits from countries

This analysis shows which countries your visitors come from. This information indicates the countries that your website should focus on or the countries for which it still needs to be optimised.

Countries	Visits	%
United States	636	28.87 %
Ukraine	364	16.54 %
China	304	13.80 %
France	225	10.21 %
Russia	203	9.23 %
United Kingdom	159	7.23 %
Germany	80	3.63 %
Netherlands	39	1.76 %
Japan	35	1.59 %
Belgium	22	1.02 %
Czech Rep.	13	0.57 %
Sweden	11	0.49 %
Nigeria	9	0.41 %
Australia	8	0.37 %
South Africa	7	0.33 %
Romania	7	0.33 %
Canada	6	0.29 %
Ivory Coast	6	0.29 %



Monthly report 01-Nov-2011 - 01-Dec-2011

1&1 SiteAnalytics for varvillagevoice.com

Countries	Visits	%
India	5	0.24 %
Italy	5	0.24 %
Norway	5	0.24 %
Benin	5	0.24 %
Denmark	4	0.20 %
Other	41	1.88 %
Total	2,204	100.00 %

Visits from cities

This analysis shows which cities your visitors come from

Cities	Visits	%
UA: Kiev	196	9.98 %
RU:	195	9.94 %
UA:	164	8.33 %
US:	158	8.06 %
US: Seattle	130	6.59 %
US: Mountain View	112	5.72 %
CN:	100	5.08 %
CN: Beijing	88	4.49 %
FR:	86	4.40 %
CN: Shenzhen	79	4.03 %
US: Brooklyn	74	3.75 %
GB:	56	2.84 %
US: Coldwater	37	1.88 %
JP:	34	1.74 %
GB: London	34	1.74 %
CN: Guangzhou	30	1.51 %
DE:	30	1.51 %
FR: Grasse	26	1.33 %
BE: Dworp	17	0.87 %
DE: Leipzig	14	0.73 %
CZ:	13	0.64 %



Monthly report 01-Nov-2011 - 01-Dec-2011

1&1 SiteAnalytics for varvillagevoice.com

Cities	Visits	%
NL:	11	0.55 %
NL: Zoetermeer	11	0.55 %
Other	270	13.74 %
Total	1,966	100.00 %