

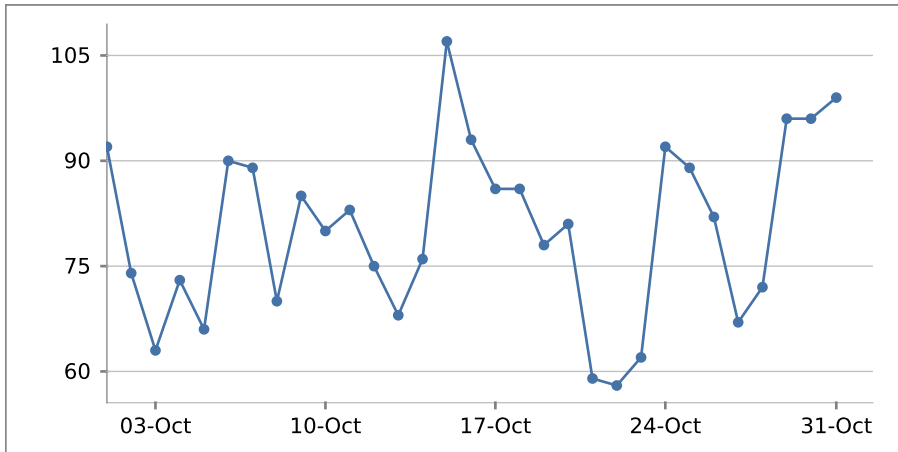


Monthly report 01-Oct-2011 - 01-Nov-2011

1&1 SiteAnalytics for varillagevoice.com

Visits

All page impressions from the same computer are summarised as one visit. The visits are uniquely identified on the basis of the IP address and the browser ID. As several people may share a computer (e.g. in a cybercafé), the number of visits may not be the same as the number of visitors.

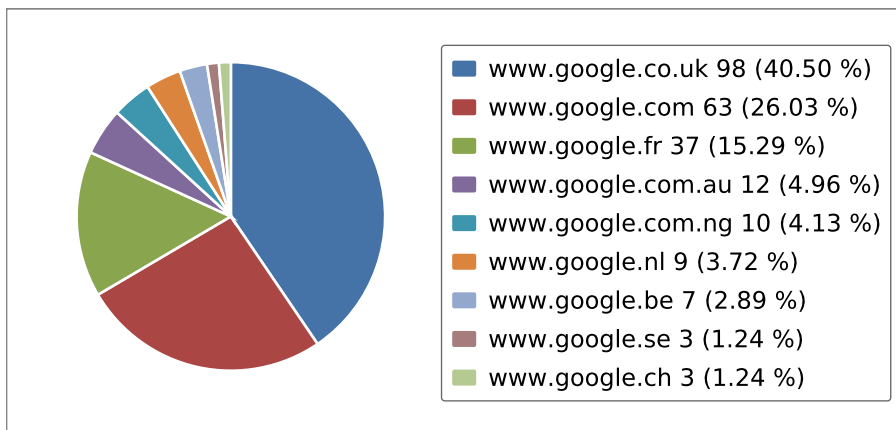


Day of the week	Date	Visits
Saturday	01-Oct-11	92
Sunday	02-Oct-11	74
Monday	03-Oct-11	63
Tuesday	04-Oct-11	73
Wednesday	05-Oct-11	66
Thursday	06-Oct-11	90
Friday	07-Oct-11	89
Saturday	08-Oct-11	70
Sunday	09-Oct-11	85
Monday	10-Oct-11	80
Tuesday	11-Oct-11	83
Wednesday	12-Oct-11	75
Thursday	13-Oct-11	68
Friday	14-Oct-11	76
Saturday	15-Oct-11	107
Sunday	16-Oct-11	93
Monday	17-Oct-11	86
Tuesday	18-Oct-11	86
Wednesday	19-Oct-11	78

Day of the week	Date	Visits
Thursday	20-Oct-11	81
Friday	21-Oct-11	59
Saturday	22-Oct-11	58
Sunday	23-Oct-11	62
Monday	24-Oct-11	92
Tuesday	25-Oct-11	89
Wednesday	26-Oct-11	82
Thursday	27-Oct-11	67
Friday	28-Oct-11	72
Saturday	29-Oct-11	96
Sunday	30-Oct-11	96
Monday	31-Oct-11	99
Total		2,487
Averages		80

Search engines

Using this analysis, you can identify the search engines used by your visitors. You can also see how many visitors reach your pages via the respective search engines.



Search engines	Visits	%
www.google.co.uk	98	40.50 %
www.google.com	63	26.03 %
www.google.fr	37	15.29 %
www.google.com.au	12	4.96 %
www.google.com.ng	10	4.13 %



Monthly report 01-Oct-2011 - 01-Nov-2011

1&1 SiteAnalytics for varvillagevoice.com

Search engines	Visits	%
www.google.nl	9	3.72 %
www.google.be	7	2.89 %
www.google.se	3	1.24 %
www.google.ch	3	1.24 %
Total	242	100.00 %

Search terms

The table shows the search terms by means of which your website was found most frequently. Every row contains a search term. For example, if somebody found your website by means of the phrase "repair car", both "repair" and "car" will be displayed as independent terms in the table.

Search terms	Visits	%
var	127	19.48 %
village	79	12.12 %
voice	67	10.28 %
provence	24	3.68 %
villa	22	3.37 %
france	20	3.07 %
rent	15	2.30 %
the	14	2.15 %
house	12	1.84 %
villas	11	1.69 %
markets	11	1.69 %
long	11	1.69 %
market	11	1.69 %
golf	10	1.53 %
rentals	10	1.53 %
wedding	10	1.53 %
for	9	1.38 %
2011	9	1.38 %
yahoo.com	9	1.38 %
hotmail.com	9	1.38 %
rental	9	1.38 %



Monthly report 01-Oct-2011 - 01-Nov-2011

1&1 SiteAnalytics for varvillagevoice.com

Search terms	Visits	%
term	9	1.38 %
aol.com	8	1.23 %
olive	8	1.23 %
tree	8	1.23 %
days	8	1.23 %
weddings	8	1.23 %
holiday	8	1.23 %
lorgues	7	1.07 %
with	7	1.07 %
les	6	0.92 %
wanadoo.fr	6	0.92 %
cognac	6	0.92 %
pool	6	0.92 %
gmail.com	6	0.92 %
region	5	0.77 %
jazz	4	0.61 %
yahoo.fr	4	0.61 %
property	4	0.61 %
sale	4	0.61 %
vars	4	0.61 %
tessa	4	0.61 %
subscription	4	0.61 %
luxury	4	0.61 %
winter	3	0.46 %
baker	3	0.46 %
houses	3	0.46 %
aalders	3	0.46 %
chateau	3	0.46 %
Total	652	100.00 %



Most frequently accessed pages

You can see the most frequently accessed pages. Only fully loaded pages are counted. Individual page elements, such as images or other elements, are not counted individually. This includes all files with the extensions .png, .jpg, jpeg, .gif, .swf, .css, .class, and .js.

Most frequently accessed pages	Page impressions	%
/index.htm	1,094	28.16 %
/villarentals.htm	278	7.16 %
/features.htm	203	5.23 %
/localinformation.htm	159	4.09 %
/usefullinks.htm	148	3.81 %
/varservices.htm	141	3.63 %
/contact.htm	115	2.96 %
/golf.htm	115	2.96 %
/weddings.htm	111	2.86 %
/jazz.htm	108	2.78 %
/upcomingissues.htm	106	2.73 %
/subscriptions.htm	105	2.70 %
/visitorstatistics.htm	96	2.47 %
/termsandconditions.htm	85	2.19 %
/rugbyandcricket.htm	82	2.11 %
/search.htm	57	1.47 %
/PDFs/Website%20Sept%202008%20Trencher man's%20piece%20Yesterday's%20Man.pdf	40	1.03 %
/PDFs/July%202010%20What's%20On%20in%20the%20Var%20short%20version.pdf	37	0.95 %
/PDFs/Website%20Parkin%20July%202008%20article.pdf	35	0.90 %
/PDFs/August%202011%20Summer%20Festivals.pdf	34	0.88 %
/statistics/notavailable.htm	34	0.88 %
/statistics/dec2010.htm	31	0.80 %
/statistics/fullyear06.htm	31	0.80 %
/PDFs/WIP%20Revised%20Nov%202008%20Website.pdf	30	0.77 %
/statistics/fullyear10.htm	30	0.77 %
/statistics/fullyear09.htm	30	0.77 %
/statistics/nov2010.htm	30	0.77 %
/statistics/fullyear08.htm	29	0.75 %



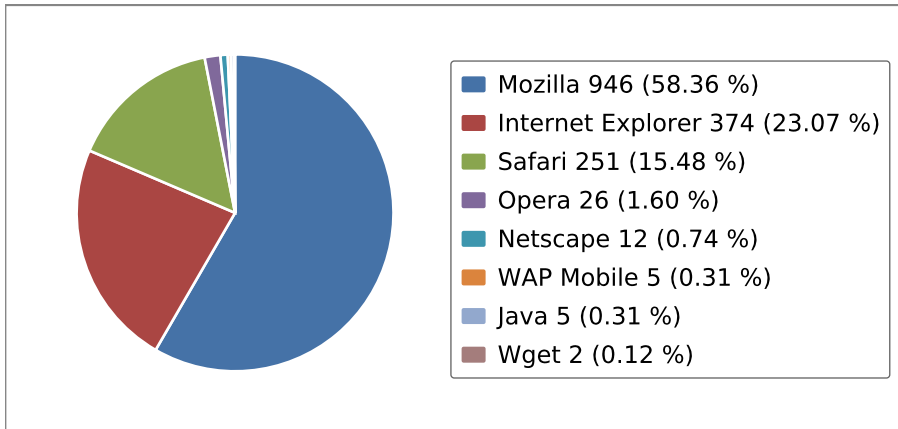
Monthly report 01-Oct-2011 - 01-Nov-2011

1&1 SiteAnalytics for varillagevoice.com

Most frequently accessed pages	Page impressions	%
/statistics/fullyear07.htm	29	0.75 %
/Golf%20PDFs/April%2011%20GOLF%20CLUBS%20OF%20THE%20VAR%20LIST.pdf	28	0.72 %
/statistics/oct2010.htm	28	0.72 %
/PDFs/July%2011%20SUMMER%20FESTIVALS%20of%20the%20VAR.doc.pdf	25	0.64 %
/PDFs/Aug%2011%20Votes%20for%20Expats%20article%20Daily%20Telegraph.pdf	25	0.64 %
/PDFs/MEP%20April%20Wedding.pdf	23	0.59 %
/PDFs/Website%20Opera%20July%20Milen ski.pdf	21	0.54 %
/statistics/PDF%20stats/September%202011.pdf	21	0.54 %
/Golf%20PDFs/April%2011%20Golf%20in%20the%20Var%20Supplement.pdf	20	0.51 %
/statistics/PDF%20stats/August%202011.pdf	20	0.51 %
/statistics/jan2011.htm	20	0.51 %
/statistics/feb2011.htm	19	0.49 %
/PDFs/Nov%2009%20REGISTER%20TO%20VOTE.pdf	18	0.46 %
/statistics/PDF%20stats/July%202011.pdf	16	0.41 %
/statistics/PDF%20stats/June%202011.pdf	16	0.41 %
/PDFs/Expat%20Disability%20Benefits%20ed.%20Feb%2009.pdf	15	0.39 %
/PDFs/Website%20J%20Wilkinson%20article%20June%2009.pdf	15	0.39 %
/statistics/PDF%20stats/May%202011.pdf	13	0.33 %
/Golf%20PDFs/Reprint%20Golf%20No.%201%20Taulane.pdf	11	0.28 %
/Golf%20PDFs/REPRINT%20GOLF%20Nans%20Les%20Pins.pdf	11	0.28 %
Other	97	2.50 %
Total	3,885	100.00 %

Browsers

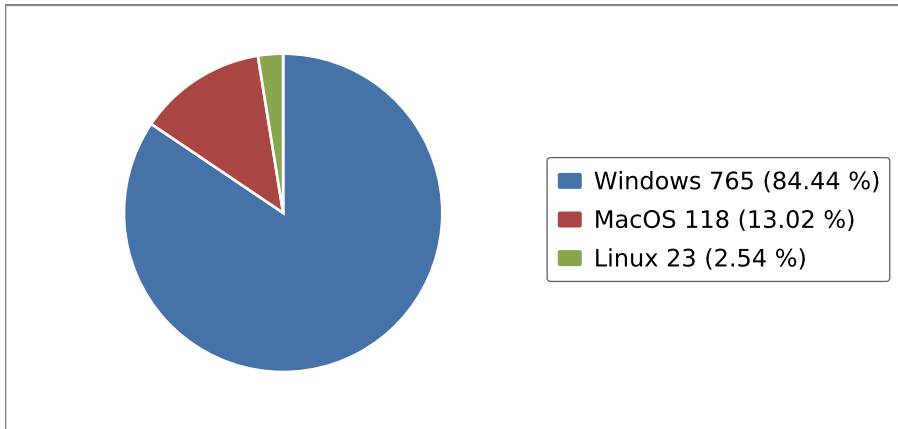
This chart shows the browsers used by your visitors. For example, this helps you to identify the browsers for which you need to optimise your website.



Browsers	Visits	%
Mozilla	946	58.36 %
Internet Explorer	374	23.07 %
Safari	251	15.48 %
Opera	26	1.60 %
Netscape	12	0.74 %
WAP Mobile	5	0.31 %
Java	5	0.31 %
Wget	2	0.12 %
Total	1,621	100.00 %

Operating systems

You can see the operating systems used by your visitors. This information helps you to find out for which operating systems you may need to optimise your website.



Operating systems	Visits	%
Windows	765	84.44 %
MacOS	118	13.02 %
Linux	23	2.54 %
Total	906	100.00 %

Referring pages

You can see the pages that referred your visitors to your website. Referring pages may be other websites or search engines. The complete URL is displayed.

Referring pages	Visits	%
www.google.co.uk/url	68	15.74 %
www.google.com/url	37	8.56 %
www.google.fr/url	32	7.41 %
www.google.co.uk/search	26	6.02 %
www.google.com/search	16	3.70 %
ball1.ru/	11	2.55 %
www.whorush.com/search/	9	2.08 %
geogid.info/	9	2.08 %
Other	224	51.85 %
Total	432	100.00 %



Visits from continents

This analysis shows which continents your visitors come from.

Continents	Visits	%
Europe	923	41.95 %
North America	848	38.51 %
Asia	375	17.05 %
Africa	35	1.59 %
Australia	13	0.57 %
South America	7	0.33 %
Total	2,201	100.00 %

Visits from countries

This analysis shows which countries your visitors come from. This information indicates the countries that your website should focus on or the countries for which it still needs to be optimised.

Countries	Visits	%
United States	844	38.35 %
China	307	13.94 %
France	277	12.59 %
Russia	207	9.40 %
United Kingdom	174	7.89 %
Ukraine	79	3.60 %
Germany	68	3.11 %
Japan	33	1.51 %
Belgium	27	1.23 %
Netherlands	21	0.94 %
Sweden	19	0.86 %
Nigeria	14	0.65 %
Australia	12	0.53 %
Hong Kong	10	0.45 %
India	5	0.25 %
Spain	5	0.25 %
Czech Rep.	5	0.25 %
Ivory Coast	5	0.25 %



Monthly report 01-Oct-2011 - 01-Nov-2011

1&1 SiteAnalytics for varvillagevoice.com

Countries	Visits	%
Israel	4	0.20 %
Italy	4	0.20 %
Brazil	4	0.20 %
Finland	4	0.20 %
Switzerland	4	0.20 %
Other	65	2.94 %
Total	2,201	100.00 %

Visits from cities

This analysis shows which cities your visitors come from

Cities	Visits	%
US: Sunnyvale	293	15.16 %
RU:	186	9.63 %
US:	124	6.42 %
FR:	112	5.77 %
CN:	101	5.21 %
CN: Beijing	90	4.65 %
US: Seattle	85	4.37 %
CN: Shenzhen	84	4.33 %
US: Brooklyn	76	3.95 %
GB:	75	3.86 %
US: Mountain View	73	3.77 %
US: Coldwater	58	2.98 %
UA:	38	1.95 %
UA: Kiev	36	1.86 %
DE:	34	1.77 %
JP:	33	1.72 %
CN: Guangzhou	31	1.58 %
FR: Grasse	28	1.44 %
GB: London	22	1.16 %
FR: Paris	19	0.98 %
US: Washington	17	0.88 %



Monthly report 01-Oct-2011 - 01-Nov-2011

1&1 SiteAnalytics for varvillagevoice.com

Cities	Visits	%
SE: ?stersund	16	0.84 %
DE: Leipzig	10	0.51 %
Other	294	15.21 %
Total	1,935	100.00 %