

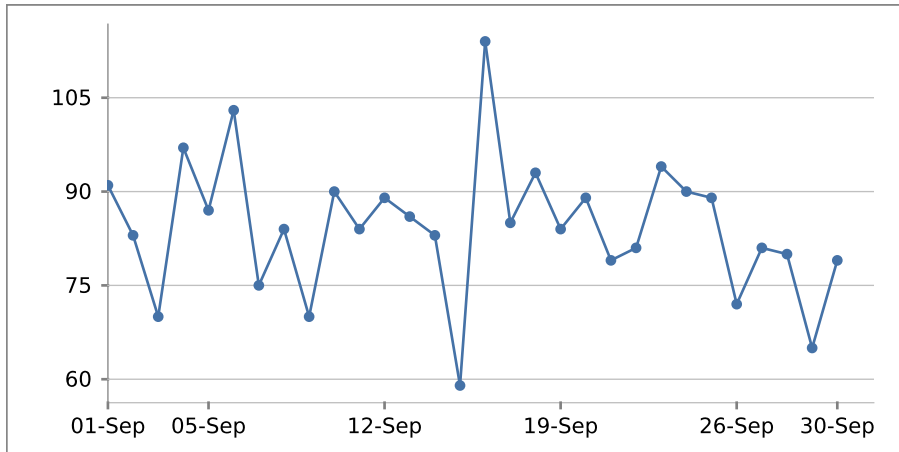


Monthly report 01-Sep-2011 - 01-Oct-2011

1&1 SiteAnalytics for varillagevoice.com

Visits

All page impressions from the same computer are summarised as one visit. The visits are uniquely identified on the basis of the IP address and the browser ID. As several people may share a computer (e.g. in a cybercafé), the number of visits may not be the same as the number of visitors.

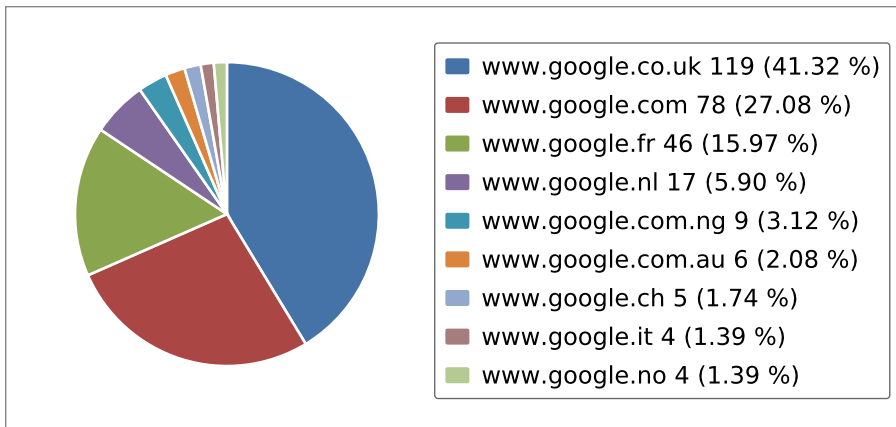


Day of the week	Date	Visits
Thursday	01-Sep-11	91
Friday	02-Sep-11	83
Saturday	03-Sep-11	70
Sunday	04-Sep-11	97
Monday	05-Sep-11	87
Tuesday	06-Sep-11	103
Wednesday	07-Sep-11	75
Thursday	08-Sep-11	84
Friday	09-Sep-11	70
Saturday	10-Sep-11	90
Sunday	11-Sep-11	84
Monday	12-Sep-11	89
Tuesday	13-Sep-11	86
Wednesday	14-Sep-11	83
Thursday	15-Sep-11	59
Friday	16-Sep-11	114
Saturday	17-Sep-11	85
Sunday	18-Sep-11	93
Monday	19-Sep-11	84

Day of the week	Date	Visits
Tuesday	20-Sep-11	89
Wednesday	21-Sep-11	79
Thursday	22-Sep-11	81
Friday	23-Sep-11	94
Saturday	24-Sep-11	90
Sunday	25-Sep-11	89
Monday	26-Sep-11	72
Tuesday	27-Sep-11	81
Wednesday	28-Sep-11	80
Thursday	29-Sep-11	65
Friday	30-Sep-11	79
Total		2,526
Averages		84

Search engines

Using this analysis, you can identify the search engines used by your visitors. You can also see how many visitors reach your pages via the respective search engines.



Search engines	Visits	%
www.google.co.uk	119	41.32 %
www.google.com	78	27.08 %
www.google.fr	46	15.97 %
www.google.nl	17	5.90 %
www.google.com.ng	9	3.12 %
www.google.com.au	6	2.08 %



Monthly report 01-Sep-2011 - 01-Oct-2011

1&1 SiteAnalytics for varvillagevoice.com

Search engines	Visits	%
www.google.ch	5	1.74 %
www.google.it	4	1.39 %
www.google.no	4	1.39 %
Total	288	100.00 %

Search terms

The table shows the search terms by means of which your website was found most frequently. Every row contains a search term. For example, if somebody found your website by means of the phrase "repair car", both "repair" and "car" will be displayed as independent terms in the table.

Search terms	Visits	%
var	151	19.48 %
village	63	8.13 %
voice	60	7.74 %
france	34	4.39 %
the	28	3.61 %
villa	27	3.48 %
provence	27	3.48 %
markets	22	2.84 %
golf	19	2.45 %
long	19	2.45 %
olive	18	2.32 %
rent	18	2.32 %
term	18	2.32 %
tree	17	2.19 %
wedding	15	1.94 %
for	13	1.68 %
2011	13	1.68 %
market	13	1.68 %
pool	12	1.55 %
with	11	1.42 %
rentals	11	1.42 %
region	10	1.29 %



Monthly report 01-Sep-2011 - 01-Oct-2011

1&1 SiteAnalytics for varvillagevoice.com

Search terms	Visits	%
yahoo.com	10	1.29 %
rental	10	1.29 %
and	9	1.16 %
villas	8	1.03 %
wanadoo.fr	7	0.90 %
hotmail.com	7	0.90 %
lorgues	7	0.90 %
aalders	7	0.90 %
days	6	0.77 %
michael	6	0.77 %
aol.com	5	0.65 %
owners	5	0.65 %
les	5	0.65 %
tour	5	0.65 %
weddings	5	0.65 %
gite	5	0.65 %
cotignac	5	0.65 %
holiday	5	0.65 %
near	5	0.65 %
plan	5	0.65 %
lets	5	0.65 %
private	4	0.52 %
bed	4	0.52 %
property	4	0.52 %
courses	4	0.52 %
infinity	4	0.52 %
www.varvillagevoice.com	4	0.52 %
Total	775	100.00 %



Most frequently accessed pages

You can see the most frequently accessed pages. Only fully loaded pages are counted. Individual page elements, such as images or other elements, are not counted individually. This includes all files with the extensions .png, .jpg, jpeg, .gif, .swf, .css, .class, and .js.

Most frequently accessed pages	Page impressions	%
/index.htm	1,155	29.19 %
/villarentals.htm	319	8.06 %
/localinformation.htm	191	4.83 %
/varservices.htm	163	4.12 %
/features.htm	140	3.54 %
/weddings.htm	135	3.41 %
/usefullinks.htm	132	3.34 %
/contact.htm	129	3.26 %
/golf.htm	124	3.13 %
/jazz.htm	119	3.01 %
/subscriptions.htm	111	2.81 %
/upcomingissues.htm	110	2.78 %
/rugbyandcricket.htm	92	2.32 %
/visitorstatistics.htm	90	2.27 %
/search.htm	87	2.20 %
/termsandconditions.htm	85	2.15 %
/PDFs/WIP%20Revised%20Nov%2008%20Website.pdf	35	0.88 %
/Golf%20PDFs/April%2011%20GOLF%20CLUBS%20OF%20THE%20VAR%20LIST.pdf	34	0.86 %
/statistics/fullyear10.htm	29	0.73 %
/statistics/fullyear09.htm	29	0.73 %
/statistics/jan2011.htm	29	0.73 %
/statistics/fullyear08.htm	28	0.71 %
/statistics/feb2011.htm	28	0.71 %
/statistics/oct2010.htm	28	0.71 %
/statistics/nov2010.htm	27	0.68 %
/statistics/dec2010.htm	26	0.66 %
/statistics/fullyear07.htm	26	0.66 %
/statistics/fullyear06.htm	26	0.66 %
/PDFs/August%2011%20Summer%20Festivals.pdf	24	0.61 %



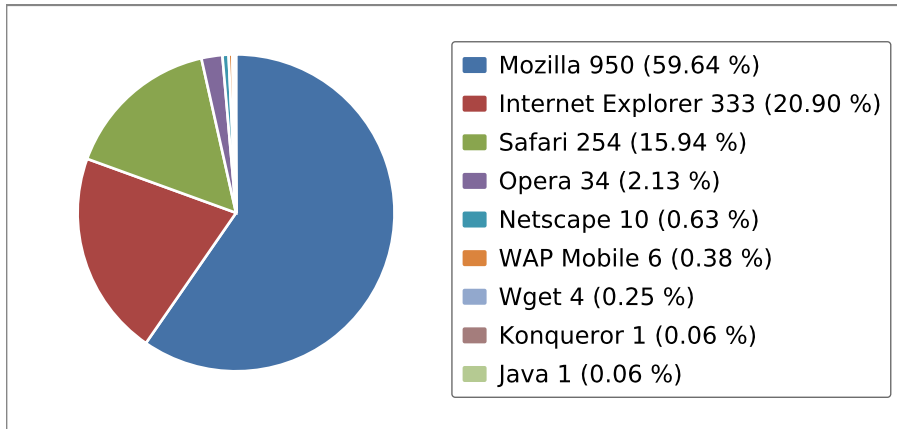
Monthly report 01-Sep-2011 - 01-Oct-2011

1&1 SiteAnalytics for varvillagevoice.com

Most frequently accessed pages	Page impressions	%
/PDFs/Website%20Sept%2008%20Trencher man's%20piece%20Yesterday's'%20Man.pdf	24	0.61 %
/Golf%20PDFs/April%2011%20Golf%20in%20the%20Var%20Supplement.pdf	24	0.61 %
/PDFs/Website%20Parkin%20July%2008%20article.pdf	24	0.61 %
/PDFs/July%2010%20What's%20On%20in%20the%20Var%20short%20version.pdf	24	0.61 %
/PDFs/Website%20Opera%20July%20Milen ski.pdf	23	0.58 %
/statistics/notavailable.htm	23	0.58 %
/PDFs/Aug%2011%20Votes%20for%20Expats%20article%20Daily%20Telegraph.pdf	23	0.58 %
/PDFs/Nov%2009%20REGISTER%20TO%20VOTE.pdf	19	0.48 %
/Word%20docs/EXPAT%20VOTING%20RIG HTS.doc	15	0.38 %
/PDFs/July%2011%20SUMMER%20FESTIVALS%20of%20the%20VAR.doc.pdf	14	0.35 %
/PDFs/MEP%20April%20Wedding.pdf	14	0.35 %
/statistics/PDF%20stats/June%202011.pdf	13	0.33 %
/PDFs/Website%20J%20Wilkinson%20articl e%20June%2009.pdf	13	0.33 %
/statistics/PDF%20stats/May%202011.pdf	11	0.28 %
/statistics/PDF%20stats/April%202011.pdf	11	0.28 %
/PDFs/August%20Website%20Spec.%20Ev ents%20Calendar%2007.pdf	11	0.28 %
/statistics/PDF%20stats/March%202011.pdf	11	0.28 %
/Golf%20PDFs/Reprint%20Golf%20No.%201%20Taulane.pdf	10	0.25 %
/PDFs/Nov%2008%20Calendar%20Extract.pdf	10	0.25 %
Other	89	2.25 %
Total	3,957	100.00 %

Browsers

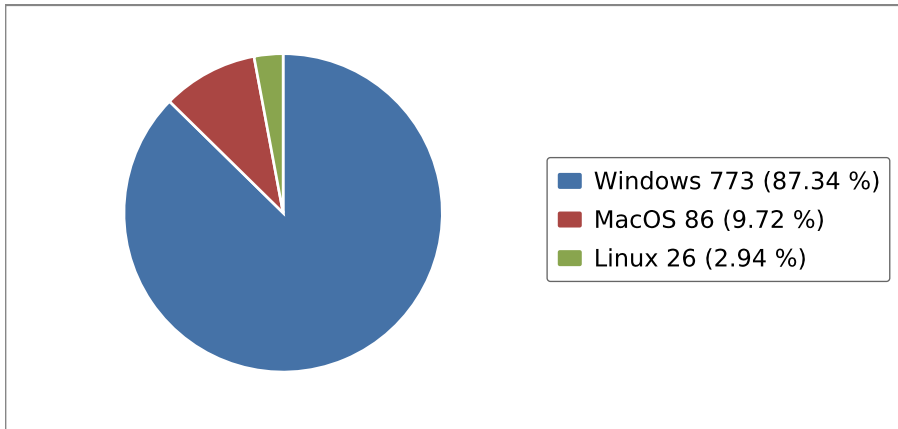
This chart shows the browsers used by your visitors. For example, this helps you to identify the browsers for which you need to optimise your website.



Browsers	Visits	%
Mozilla	950	59.64 %
Internet Explorer	333	20.90 %
Safari	254	15.94 %
Opera	34	2.13 %
Netscape	10	0.63 %
WAP Mobile	6	0.38 %
Wget	4	0.25 %
Konqueror	1	0.06 %
Java	1	0.06 %
Total	1,593	100.00 %

Operating systems

You can see the operating systems used by your visitors. This information helps you to find out for which operating systems you may need to optimise your website.



Operating systems	Visits	%
Windows	773	87.34 %
MacOS	86	9.72 %
Linux	26	2.94 %
Total	885	100.00 %

Referring pages

You can see the pages that referred your visitors to your website. Referring pages may be other websites or search engines. The complete URL is displayed.

Referring pages	Visits	%
www.google.co.uk/url	72	16.55 %
www.google.co.uk/search	39	8.97 %
www.google.com/url	38	8.74 %
www.google.com/search	28	6.44 %
www.google.fr/search	23	5.29 %
www.google.fr/url	18	4.14 %
www.whorush.com/search/	15	3.45 %
www.google.nl/url	12	2.76 %
Other	190	43.68 %
Total	435	100.00 %

Visits from continents

This analysis shows which continents your visitors come from.

Continents	Visits	%
North America	919	41.04 %
Europe	863	38.55 %
Asia	411	18.37 %
Africa	31	1.37 %
Australia	9	0.40 %
South America	6	0.28 %
Total	2,239	100.00 %

Visits from countries

This analysis shows which countries your visitors come from. This information indicates the countries that your website should focus on or the countries for which it still needs to be optimised.

Countries	Visits	%
United States	912	40.72 %
China	358	16.00 %
France	310	13.87 %
Russia	187	8.36 %
United Kingdom	177	7.92 %
Germany	54	2.41 %
Netherlands	31	1.37 %
Sweden	27	1.21 %
Japan	22	0.96 %
Ukraine	18	0.80 %
Nigeria	14	0.64 %
India	9	0.40 %
Australia	8	0.36 %
Belgium	8	0.36 %
Italy	6	0.28 %
Spain	6	0.28 %
Canada	6	0.28 %
South Africa	4	0.20 %



Monthly report 01-Sep-2011 - 01-Oct-2011

1&1 SiteAnalytics for varvillagevoice.com

Countries	Visits	%
United Arab Emirates	4	0.20 %
Brazil	4	0.20 %
Switzerland	4	0.20 %
Senegal	4	0.16 %
Greece	4	0.16 %
Other	59	2.65 %
Total	2,239	100.00 %

Visits from cities

This analysis shows which cities your visitors come from

Cities	Visits	%
US: Sunnyvale	358	18.60 %
RU:	166	8.64 %
US:	152	7.90 %
CN:	144	7.48 %
CN: Beijing	91	4.72 %
US: Mountain View	87	4.53 %
FR:	87	4.53 %
CN: Shenzhen	86	4.49 %
US: Brooklyn	73	3.79 %
US: Seattle	63	3.27 %
GB:	58	2.99 %
GB: London	43	2.24 %
US: Coldwater	37	1.92 %
FR: Paris	28	1.45 %
CN: Guangzhou	25	1.31 %
FR: Grasse	25	1.31 %
DE:	23	1.21 %
JP:	21	1.07 %
US: Fremont	16	0.84 %
US: Chicago	14	0.75 %
SE: ?stersund	14	0.75 %



Monthly report 01-Sep-2011 - 01-Oct-2011

1&1 SiteAnalytics for varvillagevoice.com

Cities	Visits	%
RU: Novosibirsk	14	0.70 %
UA:	10	0.51 %
Other	289	15.00 %
Total	1,926	100.00 %